

FY 2023 PHYSICAL PLAN

Department : State Universities and Colleges (SUCs)
Agency : Bulacan State University
Operating Unit : < not applicable >
Organization Code (UACS) : 08 029 0000000

Particulars	UACS CODE	Current Year Accomplishments			Physical Target (Budget Year)					Variance	Remarks
		Actual	Estimate	Total	Total	1st	2nd Quarter	3rd	4th		
1	2	3	4	5 = 3 +4	6 = 7+8+9+10	7	8	9	10	11	12
HIGHER EDUCATION PROGRAM	3101000000000000										
Outcome Indicators											
1. Percentage of first-time licensure exam takers that pass the licensure exams		72% (792/1100)	50.80% (886/1744)	59.00%(1678/2844)	60% (1,930/3,216)	60.00%(555/925)	60.00%(333/555)	60.00%(610/1016)	60.00%(561/935)	1.00%	
2. Percentage of graduates (2 years prior) that are employed		62.22%	20.95% (722/3447)	83.17% (2867/3447)	83.20% (4,026/4,839)	30.15% (1459/4839)	22.36% (1082/4839)	19.84% (960/4839)	10.85% (525/4839)	0.03%	
Output Indicators											
1. Percentage of undergraduate students enrolled in CHED-identified and RDC-identified priority programs		100.00% (41405/41405)	0.00%	100.00% (41405/41405)	100% (46,000/46,00)	100.00%	N/A	100.00%	100.00%	0.00%	
2. Percentage of undergraduate programs with accreditation		89.33% (67/75)	0.00%	89.33%	88% (66/75)	89.33%	1.33% (1/75)	0.00% (0/75)	0.00% (0/75)	-1.33%	
ADVANCED EDUCATION PROGRAM	3201000000000000										
Outcome Indicator											
1. Percentage of graduate school faculty engaged in research work applied in any of the following:					73.53%						

Department : State Universities and Colleges (SUCs)
Agency : Bulacan State University
Operating Unit : < not applicable >
Organization Code (UACS) : 08 029 0000000

Particulars	UACS CODE	Current Year Accomplishments			Physical Target (Budget Year)					Variance	Remarks
		Actual	Estimate	Total	Total	1st	2nd Quarter	3rd	4th		
1	2	3	4	5 = 3 +4	6 = 7+8+9+10	7	8	9	10	11	12
a. pursuing advanced research degree programs (Ph.D) or		N/A	N/A	N/A	N/A	N/A	N/A	N/A	N/A	N/A	
b. actively pursuing within the last three (3) years (investigative research, basic and applied scientific research, policy research, social science research) or		66.18% (45/68)	7.35% (5/68)	73.53%	73.53%	29.41%	14.71%	14.71%(10/68)	14.70%(10/68)	0.00%	
c. producing technologies for commercialization or livelihood improvement or		N/A	N/A	N/A	N/A	N/A	N/A	N/A	N/A	N/A	
d. whose research work resulted in an extension program		N/A	N/A	N/A	N/A	N/A	N/A	N/A	N/A	N/A	
Output Indicators											
1. Percentage of graduate students enrolled in research degree programs		100.00%	100.00% (103/103)	100.00% (2000/2000)	100% (1,932/1,932)	100.00% (1500/1500)	100.00% (250/250)	100.00% (182/182)	0.00%	0.00%	
2. Percentage of accredited graduate programs		100.00% (14/14)	0.00%	100.00% (14/14)	100% (14/14)	100.00% (14/14)	0.00% (0/14)	0.00% (0/14)	0.00% (0/14)	0.00%	
RESEARCH PROGRAM	3202000000000000										
Outcome Indicator											
1. Number of research outputs in the last three years utilized by the industry or		3	1	4	4	1	1	1	1	0	


Department : State Universities and Colleges (SUCs)
Agency : Bulacan State University
Operating Unit : < not applicable >
Organization Code (UACS) : 08 029 0000000

Particulars	UACS CODE	Current Year Accomplishments			Physical Target (Budget Year)					Variance	Remarks
		Actual	Estimate	Total	Total	1st	2nd Quarter	3rd	4th		
1	2	3	4	5 = 3 +4	6 = 7+8+9+10	7	8	9	10	11	12
by other beneficiaries											
Output Indicators											
1. Number of research outputs completed within the year		51	8	59	60	15	15	15	15	1	
2. Percentage of research outputs published in internationally-refereed or CHED recognized journal within the year		23.73% (14/59)	3.39% (2/59)	27.12%	27.12%	6.78% (4/59)	6.78% (4/59)	6.78% (4/59)	6.78% (4/59)	0.00%	
TECHNICAL ADVISORY EXTENSION PROGRAM	3301000000000000										
Outcome Indicator											
1. Number of active partnerships with LGUs, industries, NGOs, NGAs, SMEs, and other stakeholders as a result of extension activities		24	3	27	28	7	7	7	7	1	
Output Indicators											
1. Number of trainees weighted by the length of training		11477.75	3752.25	15230	15,235	3808.75	3808.75	3808.75	3808.75	5	
2. Number of extension programs organized and supported consistent with the SUC's mandated and priority programs		214	61	275	280	70	70	70	70	5	


Department : State Universities and Colleges (SUCs)
Agency : Bulacan State University
Operating Unit : < not applicable >
Organization Code (UACS) : 08 029 0000000

Particulars	UACS CODE	Current Year Accomplishments			Physical Target (Budget Year)					Variance	Remarks
		Actual	Estimate	Total	Total	1st	2nd Quarter	3rd	4th		
1	2	3	4	5 = 3 +4	6 = 7+8+9+10	7	8	9	10	11	12
3. Percentage of beneficiaries who rate the		99.53%	0.00%	99.53%	87.11%	21.84%	21.84%	21.84%	21.58%	-12.42%	
training course/s as satisfactory or higher		(11011/11063)		(11011/11063)	(331/380)	(83/380)	(83/380)	(83/380)	(82/380)		
in terms of quality and relevance											

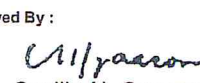
Prepared By :


Arjay R. Alba, REE.M.Eng
Planning Officer
Date:

In coordination with :


Shiela Marie DS. Domingo
Budget Officer
Date:

Approved By :


Cecilia N. Gascon, Ph.D.
University President
Date: