

QUARTERLY REPORT OF REVENUE AND OTHER RECEIPTS

As at the Quarter Ending March 31, 2022

Department : State Universities and Colleges (SUCs)
 Agency : Bulacan State University
 Operating Unit : < not applicable >
 Organization Code (UACS) : 08 029 0000000
 Fund Cluster : 06 - Business Related Funds

Classification/Sources of Revenue and Other Receipts	UACS CODE	REVENUE TARGET (Annual) per BESF	Actual Revenue and Other Receipts Collections					Cumulative Remittance/Deposits to Date			Variance		Remarks
			1st Quarter Ending March 31	2nd Quarter Ending June 30	3rd Quarter Ending Sept. 30	4th Quarter Ending Dec. 31	Total	Remittance to BTr	Deposited with AGDB	TOTAL	Amount	%	
1	2	3	4	5	6	7	8=[(6+(-17)-8+9]	9	10	11=(9+10)	12=(8.3)	13=(12/3)	14
Business Related Funds		4,000,000.00	1,174,352.09	0.00	0.00	0.00	1,174,352.09	0.00	1,169,839.81	1,169,839.81	(2,825,647.91)	-71.9%	
Revenue Collections		4,000,000.00	1,174,352.09	0.00	0.00	0.00	1,174,352.09	0.00	1,169,839.81	1,169,839.81	(2,825,647.91)	-71.9%	
Cash Revenue		4,000,000.00	1,174,352.09	0.00	0.00	0.00	1,174,352.09	0.00	1,169,839.81	1,169,839.81	(2,825,647.91)	-71.9%	
Non-Tax		4,000,000.00	1,174,352.09	0.00	0.00	0.00	1,174,352.09	0.00	1,169,839.81	1,169,839.81	(2,825,647.91)	-71.9%	
Other Business Income	4020299099	4,000,000.00	1,174,352.09	0.00	0.00	0.00	1,174,352.09	0.00	1,169,839.81	1,169,839.81	(2,825,647.91)	-71.9%	
TOTAL		4,000,000.00	1,174,352.09	0.00	0.00	0.00	1,174,352.09	0.00	1,169,839.81	1,169,839.81	(2,825,647.91)	-71.9%	

Certified Correct:


 DR. FELICITAS G. MIRABUENOS
 ACCOUNTANT IV

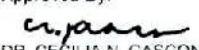
Date:

Recommending Approval:


 DR. JAIME P. TULUMBARIT
 VP - ADMIN & FINANCE

Date:

Approved By:


 DR. CECILIA N. GASCON
 UNIVERSITY PRESIDENT


Date:


QUARTERLY REPORT OF REVENUE AND OTHER RECEIPTS

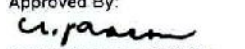
As at the Quarter Ending March 31, 2022

Department : State Universities and Colleges (SUCs)
 Agency : Bulacan State University
 Operating Unit : < not applicable >
 Organization Code (UACS) : 08 029 0000000
 Fund Cluster : 05 - Internally Generated Funds

Classification/Sources of Revenue and Other Receipts	UACS CODE	REVENUE TARGET (Annual) per BESF	Actual Revenue and Other Receipts Collections					Cumulative Remittance/Deposits to Date			Variance		Remarks
			1st Quarter Ending March 31	2nd Quarter Ending June 30	3rd Quarter Ending Sept. 30	4th Quarter Ending Dec. 31	Total	Remittance to BTr	Deposited with AGDB	TOTAL	Amount	%	
1	2	3	4	5	6	7	8=([6+(-7)-8+9]	9	10	11=(9+10)	12=(8-3)	13=(12/3)	14
Internally Generated Funds		642,402,000.00	27,835,974.32	0.00	0.00	0.00	27,835,974.32	0.00	27,575,368.70	27,575,368.70	(614,566,025.68)	-96%	
Revenue Collections		477,402,000.00	1,790,499.91	0.00	0.00	0.00	1,790,499.91	0.00	1,783,407.45	1,783,407.45	(475,611,500.09)	-100%	
Cash Revenue		477,402,000.00	1,790,499.91	0.00	0.00	0.00	1,790,499.91	0.00	1,783,407.45	1,783,407.45	(475,611,500.09)	-100%	
Not Applicable		477,402,000.00	1,790,499.91	0.00	0.00	0.00	1,790,499.91	0.00	1,783,407.45	1,783,407.45	(475,611,500.09)	-100%	
Other Service Income	4020199099	900,000.00	226,744.36	0.00	0.00	0.00	226,744.36	0.00	226,591.90	226,591.90	(673,255.64)	-75%	
Tuition Fees	4020201001	474,902,000.00	972,665.75	0.00	0.00	0.00	972,665.75	0.00	971,465.75	971,465.75	(473,929,334.25)	-100%	
Other School Fees	4020201099	1,600,000.00	591,089.80	0.00	0.00	0.00	591,089.80	0.00	585,349.80	585,349.80	(1,008,910.20)	-63%	
Non-Revenue Collections/Other Receipts		165,000,000.00	26,045,474.41	0.00	0.00	0.00	26,045,474.41	0.00	25,791,961.25	25,791,961.25	(138,954,525.59)	-84%	
Cash Receipts		165,000,000.00	26,045,474.41	0.00	0.00	0.00	26,045,474.41	0.00	25,791,961.25	25,791,961.25	(138,954,525.59)	-84%	
Not Applicable		165,000,000.00	26,045,474.41	0.00	0.00	0.00	26,045,474.41	0.00	25,791,961.25	25,791,961.25	(138,954,525.59)	-84%	
Advances for Payroll	1990102000	0.00	1,104,000.00	0.00	0.00	0.00	1,104,000.00	0.00	1,104,000.00	1,104,000.00	1,104,000.00	0%	
Advances to Officers and Employees	1990104000	0.00	120,281.98	0.00	0.00	0.00	120,281.98	0.00	120,281.98	120,281.98	120,281.98	0%	
Other Payables	2999999000	165,000,000.00	24,821,192.43	0.00	0.00	0.00	24,821,192.43	0.00	24,567,679.27	24,567,679.27	(140,178,807.57)	-85%	
TOTAL		642,402,000.00	27,835,974.32	0.00	0.00	0.00	27,835,974.32	0.00	27,575,368.70	27,575,368.70	(614,566,025.68)	-96%	

Certified Correct:

 DR. FELICITAS G. MIRABUENOS
 ACCOUNTANT IV
 Date:


Recommending Approval:

 DR. JAIME P. LUMBARIT
 VP - ADMIN & FINANCE
 Date:

Approved By:

 DR. CECILIA N. GASCON
 UNIVERSITY PRESIDENT
 Date:

QUARTERLY REPORT OF REVENUE AND OTHER RECEIPTS
As at the Quarter Ending March 31, 2022

Department : State Universities and Colleges (SUCs)
 Agency : Bulacan State University
 Operating Unit : < not applicable >
 Organization Code (UACS) : 08 029 0000000
 Fund Cluster : 07 - Trust Receipts

Classification/Sources of Revenue and Other Receipts	UACS CODE	REVENUE TARGET (Annual) per BESF	Actual Revenue and Other Receipts Collections					Cumulative Remittance/Deposits to Date			Variance		Remarks
			1st Quarter Ending March 31	2nd Quarter Ending June 30	3rd Quarter Ending Sept. 30	4th Quarter Ending Dec. 31	Total	Remittance to BTr	Deposited with AGDB	TOTAL	Amount	%	
1	2	3	4	5	6	7	8=[(5+(-17))-8+9]	9	10	11=[9+10]	12=(8-3)	13=(12/3)	14
Trust Receipts		0.00	1,802,146.40	0.00	0.00	0.00	1,802,146.40	0.00	1,802,146.40	1,802,146.40	1,802,146.40	0%	
Trust Receipts Deposited with Authorized Government Depository Banks (AGDB)		0.00	1,802,146.40	0.00	0.00	0.00	1,802,146.40	0.00	1,802,146.40	1,802,146.40	1,802,146.40	0%	
Bic Documents		0.00	302,500.00	0.00	0.00	0.00	302,500.00	0.00	302,500.00	302,500.00	302,500.00	0%	
DOST-PCIEERD-RESEED		0.00	1,495,766.40	0.00	0.00	0.00	1,495,766.40	0.00	1,495,766.40	1,495,766.40	1,495,766.40	0%	
DOST Flood/Water Analysis		0.00	3,880.00	0.00	0.00	0.00	3,880.00	0.00	3,880.00	3,880.00	3,880.00	0%	
TOTAL		0.00	1,802,146.40	0.00	0.00	0.00	1,802,146.40	0.00	1,802,146.40	1,802,146.40	1,802,146.40	0%	

Certified Correct:

 DR. FELICITAS G. MIRABUENOS
 ACCOUNTANT IV
 Date:

Recommending Approval:

 DR. JAIME P. PLUMBARIT
 VP - ADMIN & FINANCE
 Date:

Approved By:

 DR. CECILIA N. GASCON
 UNIVERSITY PRESIDENT
 Date:


QUARTERLY REPORT OF REVENUE AND OTHER RECEIPTS

As at the Quarter Ending June 30, 2022

Department : State Universities and Colleges (SUCs)
 Agency : Bulacan State University
 Operating Unit : < not applicable >
 Organization Code (UACS) : 08 029 0000000
 Fund Cluster : 06 - Business Related Funds

Classification/Sources of Revenue and Other Receipts	UACS CODE	REVENUE TARGET (Annual) per BESF	Actual Revenue and Other Receipts Collections					Cumulative Remittance/Deposits to Date			Variance		Remarks
			1st Quarter Ending March 31	2nd Quarter Ending June 30	3rd Quarter Ending Sept. 30	4th Quarter Ending Dec. 31	Total	Remittance to BTr	Deposited with AGDB	TOTAL	Amount	%	
1	2	3	4	5	6	7	8=[(6+(-7))-8+9]	9	10	11=(9+10)	12=(8-3)	13=(12/3)	14
Business Related Funds		4,000,000.00	1,174,352.09	1,065,379.81	0.00	0.00	2,239,731.90	0.00	2,241,219.62	2,241,219.62	(1,760,268.10)	-44 %	
Revenue Collections		4,000,000.00	1,174,352.09	1,065,379.81	0.00	0.00	2,239,731.90	0.00	2,241,219.62	2,241,219.62	(1,760,268.10)	-44 %	
Cash Revenue		4,000,000.00	1,174,352.09	1,065,379.81	0.00	0.00	2,239,731.90	0.00	2,241,219.62	2,241,219.62	(1,760,268.10)	-44 %	
Non-Tax		4,000,000.00	1,174,352.09	1,065,379.81	0.00	0.00	2,239,731.90	0.00	2,241,219.62	2,241,219.62	(1,760,268.10)	-44 %	
Other Business Income	4020298099	4,000,000.00	1,174,352.09	1,065,379.81	0.00	0.00	2,239,731.90	0.00	2,241,219.62	2,241,219.62	(1,760,268.10)	-44 %	
TOTAL		4,000,000.00	1,174,352.09	1,065,379.81	0.00	0.00	2,239,731.90	0.00	2,241,219.62	2,241,219.62	(1,760,268.10)	-44 %	

Certified Correct:


 DR. FELICITAS G. MIRABUENOS
 ACCOUNTANT IV


Date:

Recommendation Approval:


 DR. JAIME P. PULUMBARIT
 VP - ADMIN & FINANCE

Date:

Approved By:

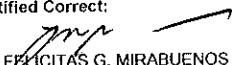

 DR. CECILIA N. GASCON
 UNIVERSITY PRESIDENT


Date:


QUARTERLY REPORT OF REVENUE AND OTHER RECEIPTS
As at the Quarter Ending June 30, 2022

Department : State Universities and Colleges (SUCs)
 Agency : Bulacan State University
 Operating Unit : < not applicable >
 Organization Code (UACS) : 08 029 0000000
 Fund Cluster : 05 - Internally Generated Funds

Classification/Sources of Revenue and Other Receipts	UACS CODE	REVENUE TARGET (Annual) per BESF	Actual Revenue and Other Receipts Collections					Cumulative Remittance/Deposits to Date			Variance		Remarks
			1st Quarter Ending March 31	2nd Quarter Ending June 30	3rd Quarter Ending Sept. 30	4th Quarter Ending Dec. 31	Total	Remittance to BTr	Deposited with AGDB	TOTAL	Amount	%	
			4	5	6	7	8={6+(-)7}-8+9]	9	10	11={9+10}	12={8-3}	13={12/3}	
Internally Generated Funds		642,402,000.00	27,835,974.32	272,503,335.29	0.00	0.00	300,339,309.61	0.00	300,144,574.88	300,144,574.88	(342,062,690.39)	-53 %	
Revenue Collections		477,402,000.00	1,790,499.91	193,160,291.45	0.00	0.00	194,950,791.36	0.00	194,950,806.90	194,950,806.90	(282,451,208.64)	-59 %	
Cash Revenue		477,402,000.00	1,790,499.91	193,160,291.45	0.00	0.00	194,950,791.36	0.00	194,950,806.90	194,950,806.90	(282,451,208.64)	-59 %	
Not Applicable		477,402,000.00	1,790,499.91	193,160,291.45	0.00	0.00	194,950,791.36	0.00	194,950,806.90	194,950,806.90	(282,451,208.64)	-59 %	
Other Service Income	4020199099	900,000.00	226,744.36	86,453.11	0.00	0.00	313,197.47	0.00	313,255.01	313,255.01	(586,802.53)	-65 %	
Tuition Fees	4020201001	474,902,000.00	972,665.75	192,531,209.62	0.00	0.00	193,503,875.37	0.00	193,503,933.37	193,503,933.37	(281,398,124.63)	-59 %	
Other School Fees	4020201099	1,600,000.00	591,089.80	542,628.72	0.00	0.00	1,133,718.52	0.00	1,133,618.52	1,133,618.52	(466,281.48)	-29 %	
Non-Revenue Collections/Other Receipts		165,000,000.00	26,045,474.41	79,343,043.84	0.00	0.00	105,388,518.25	0.00	105,193,767.98	105,193,767.98	(59,611,481.75)	-36 %	
Cash Receipts		165,000,000.00	26,045,474.41	79,343,043.84	0.00	0.00	105,388,518.25	0.00	105,193,767.98	105,193,767.98	(59,611,481.75)	-36 %	
Not Applicable		165,000,000.00	26,045,474.41	79,343,043.84	0.00	0.00	105,388,518.25	0.00	105,193,767.98	105,193,767.98	(59,611,481.75)	-36 %	
Advances for Payroll	1990102000	0.00	1,104,000.00	507,934.10	0.00	0.00	1,611,934.10	0.00	1,611,934.10	1,611,934.10	1,611,934.10	0 %	
Advances to Officers and Employees	1990104000	0.00	120,281.98	8,765.54	0.00	0.00	129,047.52	0.00	129,047.52	129,047.52	129,047.52	0 %	
Other Payables	2999999000	165,000,000.00	24,821,192.43	78,826,344.20	0.00	0.00	103,647,536.63	0.00	103,452,786.36	103,452,786.36	(61,352,463.37)	-37 %	
TOTAL		642,402,000.00	27,835,974.32	272,503,335.29	0.00	0.00	300,339,309.61	0.00	300,144,574.88	300,144,574.88	(342,062,690.39)	-53 %	

Certified Correct:

 DR. FELICITAS G. MIRABUENOS
 ACCOUNTANT IV
 Date:

Recommending Approval:

 DR. JAIME P. PULUMBAIT
 VP - ADMIN & FINANCE
 Date:

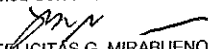
Approved By:

 DR. CECILIA N. GASCON
 UNIVERSITY PRESIDENT
 Date:


QUARTERLY REPORT OF REVENUE AND OTHER RECEIPTS


As at the Quarter Ending June 30, 2022

Department : State Universities and Colleges (SUCs)
 Agency : Bulacan State University
 Operating Unit : < not applicable >
 Organization Code (UACS) : 08 029 0000000
 Fund Cluster : 07 - Trust Receipts

Classification/Sources of Revenue and Other Receipts	UACS CODE	REVENUE TARGET (Annual) per BESF	Actual Revenue and Other Receipts Collections					Cumulative Remittance/Deposits to Date			Variance		Remarks
			1st Quarter Ending March 31	2nd Quarter Ending June 30	3rd Quarter Ending Sept. 30	4th Quarter Ending Dec. 31	Total	Remittance to BTr	Deposited with AGDB	TOTAL	Amount	%	
1	2	3	4	5	6	7	8={6+(-7)-8+9}	9	10	11={9+10}	12={8-3}	13={12/3}	14
Trust Receipts		0.00	1,802,146.40	521,740.00	0.00	0.00	2,323,886.40	0.00	2,323,826.40	2,323,826.40	2,323,886.40	0%	
Trust Receipts Deposited with Authorized Government Depository Banks (AGDB)		0.00	1,802,146.40	521,740.00	0.00	0.00	2,323,886.40	0.00	2,323,826.40	2,323,826.40	2,323,886.40	0%	
Bid Documents		0.00	302,500.00	204,400.00	0.00	0.00	506,900.00	0.00	506,900.00	506,900.00	506,900.00	0%	
DOST-PCIEERD-RESEED		0.00	1,495,766.40	0.00	0.00	0.00	1,495,766.40	0.00	1,495,766.40	1,495,766.40	1,495,766.40	0%	
DOST Food/Water Analysis		0.00	3,880.00	17,340.00	0.00	0.00	21,220.00	0.00	21,160.00	21,160.00	21,220.00	0%	
DA (Agroforestry Areas with Rubber Plantations)		0.00	0.00	300,000.00	0.00	0.00	300,000.00	0.00	300,000.00	300,000.00	300,000.00	0%	
TOTAL		0.00	1,802,146.40	521,740.00	0.00	0.00	2,323,886.40	0.00	2,323,826.40	2,323,826.40	2,323,886.40	0%	

Certified Correct:

 DR. FELICITAS G. MIRABUENOS
 ACCOUNTANT IV
 Date:

Recommending Approval:

 DR. JAIME P. PULUMBARIT
 VP - ADMIN & FINANCE
 Date:

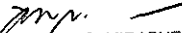
Approved By:

 DR. CECILIA N. GASCON
 UNIVERSITY PRESIDENT
 Date:


QUARTERLY REPORT OF REVENUE AND OTHER RECEIPTS


As at the Quarter Ending September 30, 2022

Department : State Universities and Colleges (SUCs)
 Agency : Bulacan State University
 Operating Unit : < not applicable >
 Organization Code (UACS) : 08 029 0000000
 Fund Cluster : 06 - Business Related Funds

Classification/Sources of Revenue and Other Receipts	UACS CODE	REVENUE TARGET (Annual) per BESF	Actual Revenue and Other Receipts Collections					Cumulative Remittance/Deposits to Date			Variance		Remarks
			1st Quarter Ending March 31	2nd Quarter Ending June 30	3rd Quarter Ending Sept. 30	4th Quarter Ending Dec. 31	Total	Remittance to BTr	Deposited with AGDB	TOTAL	Amount	%	
			4	5	6	7	8=[(6+(-)7)-8+9]	9	10	11=(9+10)	12=(8-3)	13=(12/3)	
		4,000,000.00	1,174,352.09	1,065,379.81	1,256,728.23	0.00	3,496,460.13	0.00	3,497,947.85	3,497,947.85	(503,539.87)	-13 %	
Business Related Funds		4,000,000.00	1,174,352.09	1,065,379.81	1,256,728.23	0.00	3,496,460.13	0.00	3,497,947.85	3,497,947.85	(503,539.87)	-13 %	
Revenue Collections		4,000,000.00	1,174,352.09	1,065,379.81	1,256,728.23	0.00	3,496,460.13	0.00	3,497,947.85	3,497,947.85	(503,539.87)	-13 %	
Cash Revenue		4,000,000.00	1,174,352.09	1,065,379.81	1,256,728.23	0.00	3,496,460.13	0.00	3,497,947.85	3,497,947.85	(503,539.87)	-13 %	
Non-Tax		4,000,000.00	1,174,352.09	1,065,379.81	1,256,728.23	0.00	3,496,460.13	0.00	3,497,947.85	3,497,947.85	(503,539.87)	-13 %	
Other Business Income	4020295099	4,000,000.00	1,174,352.09	1,065,379.81	1,256,728.23	0.00	3,496,460.13	0.00	3,497,947.85	3,497,947.85	(503,539.87)	-13 %	
TOTAL		4,000,000.00	1,174,352.09	1,065,379.81	1,256,728.23	0.00	3,496,460.13	0.00	3,497,947.85	3,497,947.85	(503,539.87)	-13 %	

Certified Correct:

 DR. FELICITAS G. MIRABUENOS
 ACCOUNTANT IV
 Date:

Recommending Approval:

 DR. JAIME P. PULUMBARIT
 VP - ADMIN & FINANCE
 Date:

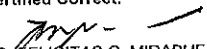
Approved By:

 DR. CECILIA N. GASCON
 UNIVERSITY PRESIDENT
 Date:

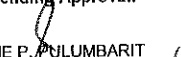
QUARTERLY REPORT OF REVENUE AND OTHER RECEIPTS


As at the Quarter Ending September 30, 2022.

Department : State Universities and Colleges (SUCs)
 Agency : Bulacan State University
 Operating Unit : < not applicable >
 Organization Code (UACS) : 08 029 0000000
 Fund Cluster : 05 - Internally Generated Funds

Classification/Sources of Revenue and Other Receipts	UACS CODE	REVENUE TARGET (Annual) per BESF	Actual Revenue and Other Receipts Collections					Cumulative Remittance/Deposits to Date			Variance		Remarks
			1st Quarter Ending March 31	2nd Quarter Ending June 30	3rd Quarter Ending Sept. 30	4th Quarter Ending Dec. 31	Total	Remittance to BTr	Deposited with AGDB	TOTAL	Amount	%	
			4	5	6	7	8=[(6+(-7))-8+9]	9	10	11=(9+10)	12=(8-3)	13=(12/3)	
Internally Generated Funds		642,402,000.00	27,835,974.32	272,503,335.29	38,693,045.18	0.00	339,032,354.79	0.00	338,756,850.39	338,756,850.39	(303,369,645.21)	-47 %	
Revenue Collections		477,402,000.00	1,790,499.91	193,160,291.45	6,063,723.53	0.00	201,014,514.89	0.00	200,921,961.43	200,921,961.43	(276,387,485.11)	-58 %	
Cash Revenue		477,402,000.00	1,790,499.91	193,160,291.45	6,063,723.53	0.00	201,014,514.89	0.00	200,921,961.43	200,921,961.43	(276,387,485.11)	-58 %	
Not Applicable		477,402,000.00	1,790,499.91	193,160,291.45	6,063,723.53	0.00	201,014,514.89	0.00	200,921,961.43	200,921,961.43	(276,387,485.11)	-58 %	
Other Service Income	4020199099	900,000.00	226,744.36	88,453.11	167,662.64	0.00	480,860.11	0.00	381,534.65	381,534.65	(419,139.89)	-47 %	
Tuition Fees	4020201001	474,902,000.00	972,665.75	192,531,209.62	4,790,725.89	0.00	198,294,601.26	0.00	198,298,448.26	198,298,448.26	(276,607,398.74)	-58 %	
Other School Fees	4020201099	1,600,000.00	591,089.80	542,628.72	1,105,335.00	0.00	2,239,053.52	0.00	2,241,978.52	2,241,978.52	639,053.52	40 %	
Non-Revenue Collections/Other Receipts		165,000,000.00	26,045,474.41	79,343,043.84	32,629,321.65	0.00	138,017,839.90	0.00	137,834,888.96	137,834,888.96	(26,982,160.10)	-16 %	
Cash Receipts		165,000,000.00	26,045,474.41	79,343,043.84	32,629,321.65	0.00	138,017,839.90	0.00	137,834,888.96	137,834,888.96	(26,982,160.10)	-16 %	
Not Applicable		165,000,000.00	26,045,474.41	79,343,043.84	32,629,321.65	0.00	138,017,839.90	0.00	137,834,888.96	137,834,888.96	(26,982,160.10)	-16 %	
Advances for Payroll	1990102000	0.00	1,104,000.00	507,934.10	151,971.15	0.00	1,763,905.25	0.00	1,763,905.25	1,763,905.25	1,763,905.25	0 %	
Advances to Officers and Employees	1990104000	0.00	120,281.98	8,765.54	414,320.59	0.00	543,368.11	0.00	543,368.11	543,368.11	543,368.11	0 %	
Other Payables	2999999000	165,000,000.00	24,821,192.43	78,826,344.20	32,063,029.91	0.00	135,527,615.60	0.00	135,527,615.60	135,527,615.60	(29,289,433.46)	-18 %	
TOTAL		642,402,000.00	27,835,974.32	272,503,335.29	38,693,045.18	0.00	339,032,354.79	0.00	338,756,850.39	338,756,850.39	(303,369,645.21)	-47 %	

Certified Correct:

 DR. FELICITAS G. MIRABUENOS
 ACCOUNTANT IV
 Date:

Recommending Approval:

 DR. JAIME P. PULUMBARIT
 VP - ADMIN & FINANCE
 Date:

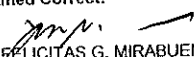
Approved By:

 DR. CECILIA N. GASCON
 UNIVERSITY PRESIDENT
 Date:


QUARTERLY REPORT OF REVENUE AND OTHER RECEIPTS

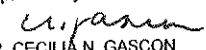
As at the Quarter Ending September 30, 2022

Department : State Universities and Colleges (SUCs)
 Agency : Bulacan State University
 Operating Unit : < not applicable >
 Organization Code (UACS) : 08 029 0000000
 Fund Cluster : 07 - Trust Receipts

Classification/Sources of Revenue and Other Receipts	UACS CODE	REVENUE TARGET (Annual) per BESF	Actual Revenue and Other Receipts Collections					Cumulative Remittance/Deposits to Date			Variance		Remarks
			1st Quarter Ending March 31	2nd Quarter Ending June 30	3rd Quarter Ending Sept. 30	4th Quarter Ending Dec. 31	Total	Remittance to BTr	Deposited with AGDB	TOTAL	Amount	%	
			4	5	6	7	8=[(6+(-)-7)-8+9]	9	10	11=[9+10]	12=[8-3]	13=(12/3)	
		0.00	1,802,146.40	521,740.00	463,500.63	0.00	2,787,387.03	0.00	2,677,236.90	2,677,236.90	2,787,387.03	0 %	
Trust Receipts		0.00	1,802,146.40	521,740.00	463,500.63	0.00	2,787,387.03	0.00	2,677,236.90	2,677,236.90	2,787,387.03	0 %	
Trust Receipts Deposited with Authorized Government Depository Banks (AGDB)		0.00	302,500.00	204,400.00	268,900.00	0.00	775,800.00	0.00	775,800.00	775,800.00	775,800.00	0 %	
Bid Documents		0.00	1,495,766.40	0.00	0.00	0.00	1,495,766.40	0.00	1,495,766.40	1,495,766.40	1,495,766.40	0 %	
DOST-PCIEERD-RESEED		0.00	3,880.00	17,340.00	27,832.00	0.00	49,052.00	0.00	49,052.00	49,052.00	49,052.00	0 %	
DOST Food/Water Analysis		0.00	0.00	300,000.00	0.00	0.00	300,000.00	0.00	300,000.00	300,000.00	300,000.00	0 %	
DA (Agroforestry Areas with Rubber Plantations)		0.00	0.00	0.00	166,768.63	0.00	166,768.63	0.00	56,618.50	56,618.50	166,768.63	0 %	
Performance Security		0.00	0.00	0.00	0.00	0.00	0.00	0.00	2,677,236.90	2,677,236.90	2,787,387.03	0 %	
TOTAL		0.00	1,802,146.40	521,740.00	463,500.63	0.00	2,787,387.03	0.00	2,677,236.90	2,677,236.90	2,787,387.03	0 %	

Certified Correct:

 DR. FELICITAS G. MIRABUENOS
 ACCOUNTANT IV
 Date:

Recommending Approval:

 DR. JAIME P. PULUMBARIT
 VP - ADMIN & FINANCE
 Date:

Approved By:

 DR. CECILIA N. GASCON
 UNIVERSITY PRESIDENT
 Date:

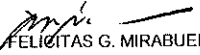
QUARTERLY REPORT OF REVENUE AND OTHER RECEIPTS

As at the Quarter Ending December 31, 2022

Department : State Universities and Colleges (SUCs)
 Agency : Bulacan State University
 Operating Unit : < not applicable >
 Organization Code (UACS) : 08 029 0000000
 Fund Cluster : 06 - Business Related Funds


Classification/Sources of Revenue and Other Receipts	UACS CODE	REVENUE TARGET (Annual) per BESF	Actual Revenue and Other Receipts Collections					Cumulative Remittance/Deposits to Date			Variance		Remarks
			1st Quarter Ending March 31	2nd Quarter Ending June 30	3rd Quarter Ending Sept. 30	4th Quarter Ending Dec. 31	Total	Remittance to BTr	Deposited with AGDB	TOTAL	Amount	%	
1	2	3	4	5	6	7	8=[(6+(-)7)-8+9]	9	10	11=(9+10)	12={8-3}	13={12/3}	14
Business Related Funds		4,000,000.00	1,174,352.09	1,065,379.81	1,256,728.23	1,448,947.46	4,945,407.59	0.00	4,946,895.31	4,946,895.31	945,407.59	24 %	
Revenue Collections		4,000,000.00	1,174,352.09	1,065,379.81	1,256,728.23	1,448,947.46	4,945,407.59	0.00	4,946,895.31	4,946,895.31	945,407.59	24 %	
Cash Revenue		4,000,000.00	1,174,352.09	1,065,379.81	1,256,728.23	1,448,947.46	4,945,407.59	0.00	4,946,895.31	4,946,895.31	945,407.59	24 %	
Non-Tax		4,000,000.00	1,174,352.09	1,065,379.81	1,256,728.23	1,448,947.46	4,945,407.59	0.00	4,946,895.31	4,946,895.31	945,407.59	24 %	
Other Business Income	4020299099	4,000,000.00	1,174,352.09	1,065,379.81	1,256,728.23	1,448,947.46	4,945,407.59	0.00	4,946,895.31	4,946,895.31	945,407.59	24 %	
TOTAL		4,000,000.00	1,174,352.09	1,065,379.81	1,256,728.23	1,448,947.46	4,945,407.59	0.00	4,946,895.31	4,946,895.31	945,407.59	24 %	

Certified Correct:



 DR. FELICITAS G. MIRABUENOS
 ACCOUNTANT IV

Date:

Recommending Approval:


 DR. JAIME P. PULUMBARIT
 VP - ADMIN & FINANCE
 Date:

Approved By:

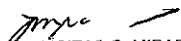

 DR. CECILIA N. GASCON
 UNIVERSITY PRESIDENT
 Date:

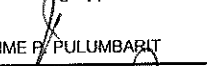
QUARTERLY REPORT OF REVENUE AND OTHER RECEIPTS


As at the Quarter Ending December 31, 2022

Department : State Universities and Colleges (SUCs)
 Agency : Bulacan State University
 Operating Unit : < not applicable >
 Organization Code (UACS) : 08 029 0000000
 Fund Cluster : 05 - Internally Generated Funds

Classification/Sources of Revenue and Other Receipts	UACS CODE	REVENUE TARGET (Annual) per BESF	Actual Revenue and Other Receipts Collections					Cumulative Remittance/Deposits to Date			Variance		Remarks
			1st Quarter Ending March 31	2nd Quarter Ending June 30	3rd Quarter Ending Sept. 30	4th Quarter Ending Dec. 31	Total	Remittance to BTr	Deposited with AGDB	TOTAL	Amount	%	
1	2	3	4	5	6	7	8=[(6+(-)7)-8+9]	9	10	11=[9+10]	12=(8-3)	13=(12/3)	14
Internally Generated Funds		642,402,000.00	27,835,974.32	272,503,335.29	38,693,045.18	48,238,828.27	387,271,183.06	0.00	387,051,931.29	387,051,931.29	(255,130,816.94)	-40 %	
Revenue Collections		477,402,000.00	1,790,499.91	193,160,291.45	6,063,723.53	756,571.98	201,771,086.87	0.00	201,697,821.08	201,697,821.08	(275,630,913.13)	-58 %	
Cash Revenue		477,402,000.00	1,790,499.91	193,160,291.45	6,063,723.53	756,571.98	201,771,086.87	0.00	201,697,821.08	201,697,821.08	(275,630,913.13)	-58 %	
Not Applicable		477,402,000.00	1,790,499.91	193,160,291.45	6,063,723.53	756,571.98	201,771,086.87	0.00	201,697,821.08	201,697,821.08	(275,630,913.13)	-58 %	
Other Service Income	4020199099	900,000.00	226,744.36	86,453.11	167,662.64	212,316.53	693,176.64	0.00	649,760.30	649,760.30	(206,823.36)	-23 %	
Tuition Fees	4020201001	474,902,000.00	972,665.75	192,531,209.62	4,790,725.89	90,780.45	198,385,381.71	0.00	198,374,482.26	198,374,482.26	(276,516,618.29)	-58 %	
Other School Fees	4020201099	1,600,000.00	591,089.80	542,628.72	1,105,335.00	453,475.00	2,692,528.52	0.00	2,673,578.52	2,673,578.52	1,092,528.52	68 %	
Non-Revenue Collections/Other Receipts		165,000,000.00	26,045,474.41	79,343,043.84	32,629,321.65	47,482,256.29	185,500,096.19	0.00	185,354,110.21	185,354,110.21	20,500,096.19	12 %	
Cash Receipts		165,000,000.00	26,045,474.41	79,343,043.84	32,629,321.65	47,482,256.29	185,500,096.19	0.00	185,354,110.21	185,354,110.21	20,500,096.19	12 %	
Not Applicable		165,000,000.00	26,045,474.41	79,343,043.84	32,629,321.65	47,482,256.29	185,500,096.19	0.00	185,354,110.21	185,354,110.21	20,500,096.19	12 %	
Advances for Payroll	1990102000	0.00	1,104,000.00	507,934.10	151,971.15	3,969,526.63	5,733,431.88	0.00	5,709,608.70	5,709,608.70	5,733,431.88	0 %	
Advances to Officers and Employees	1990104000	0.00	120,281.98	8,765.54	414,320.59	512,154.04	1,055,522.15	0.00	1,055,522.15	1,055,522.15	1,055,522.15	0 %	
Other Payables	2999999000	165,000,000.00	24,821,192.43	78,826,344.20	32,063,029.91	43,000,575.62	178,711,142.16	0.00	178,588,979.36	178,588,979.36	13,711,142.16	8 %	
TOTAL		642,402,000.00	27,835,974.32	272,503,335.29	38,693,045.18	48,238,828.27	387,271,183.06	0.00	387,051,931.29	387,051,931.29	(255,130,816.94)	-40 %	

Certified Correct:

 DR. FELICITAS G. MIRABUENOS
 ACCOUNTANT IV
 Date:

Recommending Approval:

 DR. JAIME P. PULUMBAIT
 VP - ADMIN & FINANCE
 Date:

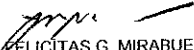
Approved By:

 DR. CECILIA N. GASCON
 UNIVERSITY PRESIDENT
 Date:


QUARTERLY REPORT OF REVENUE AND OTHER RECEIPTS


As at the Quarter Ending December 31, 2022

Department : State Universities and Colleges (SUCs)
 Agency : Bulacan State University
 Operating Unit : < not applicable >
 Organization Code (UACS) : 08 029 0000000
 Fund Cluster : 07 - Trust Receipts

Classification/Sources of Revenue and Other Receipts	UACS CODE	REVENUE TARGET (Annual) per BESF	Actual Revenue and Other Receipts Collections					Cumulative Remittance/Deposits to Date			Variance		Remarks
			1st Quarter Ending March 31	2nd Quarter Ending June 30	3rd Quarter Ending Sept. 30	4th Quarter Ending Dec. 31	Total	Remittance to BTr	Deposited with AGDB	TOTAL	Amount	%	
			4	5	6	7	8=[(6+(-)7)-8+9]	9	10	11=(9+10)	12=(8-3)	13=(12/3)	
Trust Receipts		0.00	1,802,146.40	521,740.00	463,500.63	1,364,818.00	4,152,205.03	0.00	4,152,205.03	4,152,205.03	4,152,205.03	0 %	
Trust Receipts Deposited with Authorized Government Depository Banks (AGDB)		0.00	1,802,146.40	521,740.00	463,500.63	1,364,818.00	4,152,205.03	0.00	4,152,205.03	4,152,205.03	4,152,205.03	0 %	
Bid Documents		0.00	302,500.00	204,400.00	268,900.00	208,200.00	984,000.00	0.00	984,000.00	984,000.00	984,000.00	0 %	
DOST-PCIEERD-RESEED		0.00	1,495,766.40	0.00	0.00	0.00	1,495,766.40	0.00	1,495,766.40	1,495,766.40	1,495,766.40	0 %	
DOST Food/Water Analysis		0.00	3,880.00	17,340.00	27,832.00	20,750.00	69,802.00	0.00	69,802.00	69,802.00	69,802.00	0 %	
DA (Agroforestry Areas with Rubber Plantations)		0.00	0.00	300,000.00	0.00	0.00	300,000.00	0.00	300,000.00	300,000.00	300,000.00	0 %	
Performance Security		0.00	0.00	0.00	166,768.63	0.00	166,768.63	0.00	166,768.63	166,768.63	166,768.63	0 %	
DOST-RGIA-Regional RHC		0.00	0.00	0.00	0.00	1,135,868.00	1,135,868.00	0.00	1,135,868.00	1,135,868.00	1,135,868.00	0 %	
TOTAL		0.00	1,802,146.40	521,740.00	463,500.63	1,364,818.00	4,152,205.03	0.00	4,152,205.03	4,152,205.03	4,152,205.03	0 %	

Certified Correct:

 DR. FELICITAS G. MIRABUENOS
 ACCOUNTANT IV
 Date:

Recommending Approval:

 DR. JAIME P. PULUMARIT
 VP - ADMIN & FINANCE
 Date:

Approved By:

 DR. CECILIA N. GASCON
 UNIVERSITY PRESIDENT
 Date: