

MONTHLY REPORT OF DISBURSEMENTS
For the month of January 2021

Department: State Universities and Colleges (SUCS)
Agency/Entity: PULUMBARI UNIVERSITY
Operating Unit: < not applicable >
Organization Code (UAOS): 08 029 000000
Fund Cluster: 01 Regular Agency Fund

Main financial table with columns for Particulars, Current Year Budget, Prior Year's Budget, Current Year's Accounts Payable, Prior Year's Accounts Payable, Trust Liabilities, Grand Total, and Remarks. Includes rows for CASH DISBURSEMENTS, HCA, NTA, Working Fund, TRA, CDC, NCA, etc.

SUMMARY table with columns: Particulars, Previous Report, This Month, As at Date. Lists total disbursement authorities received, less disbursements, and balance of disbursement authorities as at date.

Notes: * The use of NTA is discouraged
Notes: ** Amounts should tally with the grand total disbursement (column 27).

Certified Correct:
MIRABUENOS, FELICITAS G.
Date:

Recommendation Approval:
PULUMBARI, JAIME F.
Date:

Approved By:
GASCON, CECLIA H.
Date:

MONTHLY REPORT OF DISBURSEMENTS
For the month of February 2021

Department State Universities and Colleges (SUCs)
Agency/Entity Division State University
Operating Unit < not applicable >
Organization Code (UAOS) 08 029 000000
Fund Cluster 01 Regular Agency Fund

Main budget table with columns for Particulars, Current Year Budget, Prior Year's Budget, Current Year's Accounts Payable, Trust Liabilities, and Grand Total. Includes rows for CASH DISBURSEMENTS, NON-CASH DISBURSEMENTS, and GRAND TOTAL.

SUMMARY table with columns: Particulars, Previous Report, This Month, As at Date. Lists Total Disbursement Authorities Received, Less: Other Non-Cash Disbursements, and Balance of Disbursement Authorities as at date.

Certified Correct:

MIRABUENOS, FELICITAS G.
Date:

Recommending Approval:

FULUMBART, JAIME P.
Date:

Approved By:

GASCON, CECILIA N.
Date:

MONTHLY REPORT OF DISBURSEMENTS
For the month of March 2021

Department: State Universities and Colleges (SUCs)
 Agency/Activity: Bulacan State University
 Operating Unit: < not applicable >
 Organization Code (UAOS): 08 028 000000
 Fund Cluster: 01 Regular Agency Fund

Particulars	Current Year Budget					Prior Year's Accounts Payable										SUB-TOTAL	Trust Liabilities					Grand Total	Remarks							
	PS	MOOE	FinEx	CO	TOTAL	Prior Year's Accounts Payable					Current Year's Accounts Payable						PS	MOOE	CO	TOTAL										
						PS	MOOE	FinEx	CO	Sub-Total	PS	MOOE	FinEx	CO	Sub-Total						TOTAL									
1	2	3	4	5	6=(2+3+4+5)	7	8	9	10	11=(7+8+9+10)	12	13	14	15	16=(12+13+14+15)	17=(1+16)	18=(6+17)	19	20	21	22=(19+20+21)	23	24	25	26	27=(23+24+25+26)	28			
CASH DISBURSEMENTS	49,723,419.31	13,835,104.32	0.00	0.00	63,558,523.63	3,230,622.26	157,783.66	0.00	57,131,379.93	60,519,785.85	1,527,447.36	0.00	0.00	0.00	1,527,447.36	62,047,233.21	125,606,756.84	0.00	0.00	0.00	0.00	54,431,489.93	13,992,637.93	0.00	57,131,379.93	125,606,756.84				
Notice of Cash Allocation (NCA)	49,723,419.31	13,835,104.32	0.00	0.00	63,558,523.63	3,230,622.26	157,783.66	0.00	57,131,379.93	60,519,785.85	1,527,447.36	0.00	0.00	0.00	1,527,447.36	62,047,233.21	125,606,756.84	0.00	0.00	0.00	0.00	54,431,489.93	13,992,637.93	0.00	57,131,379.93	125,606,756.84				
MDS Checks Issued	12,228,763.04	870,554.60	0.00	0.00	13,109,317.64	3,224,287.34	0.00	0.00	13,109,317.64	13,109,317.64	0.00	0.00	0.00	0.00	13,109,317.64	13,109,317.64	16,547,345.28	0.00	0.00	0.00	0.00	16,547,345.28	870,554.60	0.00	17,417,900.88	16,547,345.28				
Advice to Debit Account	37,424,656.27	12,964,549.72	0.00	0.00	50,389,205.99	6,334.92	157,783.66	0.00	57,131,379.93	57,295,438.51	1,373,697.36	0.00	0.00	0.00	1,373,697.36	58,669,135.87	109,058,411.56	0.00	0.00	0.00	0.00	57,131,379.93	13,122,333.09	0.00	57,131,379.93	109,058,411.56				
Notice of Transfer of Allocations (NTA)	0.00	0.00	0.00	0.00	0.00	0.00	0.00	0.00	0.00	0.00	0.00	0.00	0.00	0.00	0.00	0.00	0.00	0.00	0.00	0.00	0.00	0.00	0.00	0.00	0.00	0.00	0.00			
MDS Checks Issued	0.00	0.00	0.00	0.00	0.00	0.00	0.00	0.00	0.00	0.00	0.00	0.00	0.00	0.00	0.00	0.00	0.00	0.00	0.00	0.00	0.00	0.00	0.00	0.00	0.00	0.00	0.00			
Advice to Debit Account	0.00	0.00	0.00	0.00	0.00	0.00	0.00	0.00	0.00	0.00	0.00	0.00	0.00	0.00	0.00	0.00	0.00	0.00	0.00	0.00	0.00	0.00	0.00	0.00	0.00	0.00	0.00	0.00		
Working Fund for FAPs	0.00	0.00	0.00	0.00	0.00	0.00	0.00	0.00	0.00	0.00	0.00	0.00	0.00	0.00	0.00	0.00	0.00	0.00	0.00	0.00	0.00	0.00	0.00	0.00	0.00	0.00	0.00	0.00		
Cash Disbursement Ceiling (CDC)	0.00	0.00	0.00	0.00	0.00	0.00	0.00	0.00	0.00	0.00	0.00	0.00	0.00	0.00	0.00	0.00	0.00	0.00	0.00	0.00	0.00	0.00	0.00	0.00	0.00	0.00	0.00	0.00		
TOTAL CASH DISBURSEMENTS	49,723,419.31	13,835,104.32	0.00	0.00	63,558,523.63	3,230,622.26	157,783.66	0.00	57,131,379.93	60,519,785.85	1,527,447.36	0.00	0.00	0.00	1,527,447.36	62,047,233.21	125,606,756.84	0.00	0.00	0.00	0.00	54,431,489.93	13,992,637.93	0.00	57,131,379.93	125,606,756.84				
NON-CASH DISBURSEMENTS	8,343,001.14	191,995.60	0.00	0.00	8,534,996.74	0.00	8,761.34	0.00	4,552,342.33	4,561,103.67	331,071.25	0.00	0.00	0.00	331,071.25	4,892,174.92	13,427,172.66	0.00	0.00	0.00	0.00	8,674,072.33	200,758.14	0.00	4,552,342.33	13,427,172.66				
Tax Remittance Advances Issued (TRA)	8,343,001.14	191,995.60	0.00	0.00	8,534,996.74	0.00	8,761.34	0.00	4,552,342.33	4,561,103.67	331,071.25	0.00	0.00	0.00	331,071.25	4,892,174.92	13,427,172.66	0.00	0.00	0.00	0.00	8,674,072.33	200,758.14	0.00	4,552,342.33	13,427,172.66				
Non-Cash Adjustment Authority (NCAA)	0.00	0.00	0.00	0.00	0.00	0.00	0.00	0.00	0.00	0.00	0.00	0.00	0.00	0.00	0.00	0.00	0.00	0.00	0.00	0.00	0.00	0.00	0.00	0.00	0.00	0.00	0.00			
Disbursements effected through outright deductions from claims (please specify)	0.00	0.00	0.00	0.00	0.00	0.00	0.00	0.00	0.00	0.00	0.00	0.00	0.00	0.00	0.00	0.00	0.00	0.00	0.00	0.00	0.00	0.00	0.00	0.00	0.00	0.00	0.00	0.00		
Overpayment of expenses (e.g. personnel benefits)	0.00	0.00	0.00	0.00	0.00	0.00	0.00	0.00	0.00	0.00	0.00	0.00	0.00	0.00	0.00	0.00	0.00	0.00	0.00	0.00	0.00	0.00	0.00	0.00	0.00	0.00	0.00	0.00		
Restoration for loss or government property	0.00	0.00	0.00	0.00	0.00	0.00	0.00	0.00	0.00	0.00	0.00	0.00	0.00	0.00	0.00	0.00	0.00	0.00	0.00	0.00	0.00	0.00	0.00	0.00	0.00	0.00	0.00	0.00		
Liquidated damages and similar claims	0.00	0.00	0.00	0.00	0.00	0.00	0.00	0.00	0.00	0.00	0.00	0.00	0.00	0.00	0.00	0.00	0.00	0.00	0.00	0.00	0.00	0.00	0.00	0.00	0.00	0.00	0.00	0.00		
Others (e.g. TEF, BIR, Docs Stamp, etc.)	0.00	0.00	0.00	0.00	0.00	0.00	0.00	0.00	0.00	0.00	0.00	0.00	0.00	0.00	0.00	0.00	0.00	0.00	0.00	0.00	0.00	0.00	0.00	0.00	0.00	0.00	0.00	0.00		
Add/Less: Adjustments (e.g. cancelled/dated checks)	0.00	0.00	0.00	0.00	0.00	0.00	0.00	0.00	0.00	0.00	0.00	0.00	0.00	0.00	0.00	0.00	0.00	0.00	0.00	0.00	0.00	0.00	0.00	0.00	0.00	0.00	0.00	0.00		
Balance of Disbursement Authorities as at date	74,318,033.70				(99,267,154.11)		8,650,879.59																							
TOTAL DISBURSEMENTS PROGRAM	176,444,000.00				82,300,093.00		258,744,093.00																							
Less: Actual Disbursements	102,125,966.30				139,032,929.70		241,158,896.00																							
(Over)/Under spending	74,318,033.70				(56,732,836.70)		17,585,197.00																							

SUMMARY

Particulars	Previous Report	This Month	As at Date
(1)	(2)	(3)	(4)
Total Disbursement Authorities Received	176,444,000.00	82,300,093.00	258,744,093.00
NCA	160,693,090.00	74,313,093.00	235,006,093.00
NTA	0.00	0.00	0.00
Working Fund	0.00	0.00	0.00
TRA	15,751,000.00	7,987,000.00	23,738,000.00
CDC	0.00	0.00	0.00
NCAA	0.00	0.00	0.00
Less: Notice of Transfer of Allocations (NTA)* Issued	0.00	0.00	0.00
Total Disbursement Authorities Available	176,444,000.00	82,300,093.00	258,744,093.00
Less:	0.00	0.00	0.00
Lapsed NCA	0.00	9,534,317.41	9,534,317.41
Disbursements	102,125,966.30	139,032,929.70	241,158,896.00
Less: Other Non-Cash Disbursements	0.00	0.00	0.00
Disbursements effected through outright deductions from claims	0.00	0.00	0.00
Overpayment of expenses (e.g. personnel benefits)	0.00	0.00	0.00
Restoration for loss of government property	0.00	0.00	0.00
Liquidated damages and similar claims	0.00	0.00	0.00
Others (e.g. TEF, BIR, Docs Stamp, etc.)	0.00	0.00	0.00
Add/Less: Adjustments (e.g. cancelled/dated checks)	0.00	0.00	0.00
Balance of Disbursement Authorities as at date	74,318,033.70	(99,267,154.11)	8,650,879.59
Total Disbursements Program	176,444,000.00	82,300,093.00	258,744,093.00
Less: Actual Disbursements	102,125,966.30	139,032,929.70	241,158,896.00
(Over)/Under spending	74,318,033.70	(56,732,836.70)	17,585,197.00

Certified Correct:


MIRABUENOS, FELICITAS G.

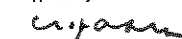
Date:

Recommending Approval:


PULUMBART, JAIME P.

Date:

Approved By:


GASCON, CECILIA N.

Date:

MONTHLY REPORT OF DISBURSEMENTS
For the month of April 2021

Department: State Universities and Colleges (SUCS)
Agency/Entity: Bulacan State University
Operating Unit: < not applicable >
Organization Code (JAACS): 08 029 000000
Fund Cluster: 01 Regular Agency Fund

Main financial table with columns for Particulars, Current Year Budget, Prior Year's Budget, Current Year's Accounts Payable, Trust Liabilities, and Grand Total. Includes rows for CASH DISBURSEMENTS, NCA, NTA, Working Fund, etc.

SUMMARY

Summary table with columns: Particulars, Previous Report, This Month, As at Date. Lists various disbursement categories and their cumulative totals.

Notes: * The use of HTA is discouraged
Notes: ** Amounts should tally with the grand total disbursement (column 27).

Certified Correct:
MIRABUENOS, FELICITAS G.
Date:

Recommending Approval:
PULLUMBAR T. JAIME P.
Date:

Approved By:
GASCON, CEDILIAN.
Date:

MONTHLY REPORT OF DISBURSEMENTS
For the month of May 2021

Department: State Universities and Colleges (SUCs)
Agency/Entity: Luzon State University
Operating Unit: < not applicable >
Organization Code (UACS): 00 029 000000
Fund Cluster: 01 Regular Agency Fund

Main financial table with columns for Particulars, Current Year Budget (PS, MOOE, FinEx, CO, TOTAL), Prior Year's Budget, Current Year's Accounts Payable, Trust Liabilities, and Grand Total. Includes rows for CASH DISBURSEMENTS, NCA, MDS, IRA, COD, and NON-CASH DISBURSEMENTS.

SUMMARY

Summary table with columns: Particulars, Previous Report, This Month, As at Date. Rows include Total Disbursement Authorities Received, Less: Balance of Disbursement Authorities as at date, Total Disbursements Program, and Less: Actual Disbursements.

Notes: * The use of NTA is discouraged
Notes: ** Amounts should tally with the grand total disbursement (column 27).

Certified Correct:

MIRABUENOS, FELICITAS G.
Date:

Recommending Approval:

PULUMBARIT, JAME P.
Date:

Approved By:

GASCON, CECILIA N.
Date:

MONTHLY REPORT OF DISBURSEMENTS

For the month of June 2021

Department: State Universities and Colleges (SUCs)
Agency: Masaganang State University
Operating Unit: < not applicable >
Organization Code (UACS): 08 029 0000900
Fund Cluster: 01 Regular Agency Fund

Main budget table with columns for Particulars, Current Year Budget, Prior Year's Budget, Current Year's Accounts Payable, and Grand Total. Includes rows for CASH DISBURSEMENTS, NON-CASH DISBURSEMENTS, and GRAND TOTAL.

SUMMARY table with columns: Particulars, Previous Report, This Month, As at Date. Summarizes total disbursement authorities received, available, and disbursed.

Notes: * The use of ITFA is discouraged
Notes: ** Amounts should tally with the grand total disbursement (column 27).

Certified Correct:

MIRABUENOS, FELICITAS G.

Date:

Recommending Approval:

PULUMBANT, JAIME P.

Date:

Approved By:

GASCON, CECILIA H.

Date:

MONTHLY REPORT OF DISBURSEMENTS

For the month of July 2021

Department: State Universities and Colleges (SUCS)
 Agency/Entity: Bicolan State University
 Operating Unit: < not applicable >
 Organization Code (UACS): 08 029 600000
 Fund Cluster: 01 Regular Agency Fund


Particulars	Current Year Budget					Prior Year's Budget					Current Year's Accounts Payable					SUB-TOTAL	Trust/Liabilities					Grand Total	Remarks						
	PS	MOOE	FinEx	CO	TOTAL	PS	MOOE	FinEx	CO	Sub-Total	PS	MOOE	FinEx	CO	Sub-Total		TOTAL	PS	MOOE	CO	TOTAL			PS	MOOE	FinEx	CO	TOTAL	
1	2	3	4	5	6=(2+3+4+5)	7	8	9	10	11=(7+8+9+10)	12	13	14	15	16=(12+13+14+15)	17=(11+16)	18=(5+17)	19	20	21	22=(19+20+21)	23	24	25	26	27=(23+24+25+26)	28		
CASH DISBURSEMENTS	36,938,754.76	14,172,819.88	0.00	24,175,350.27	75,286,920.95	0.00	237,912.26	0.00	27,277,439.03	27,515,351.29	0.00	0.00	0.00	0.00	0.00	27,515,351.29	102,602,272.23	0.00	0.00	0.00	0.00	36,938,754.76	14,172,819.88	0.00	51,452,769.29	102,602,272.23			
Notice of Cash Allocation (NCA)	36,938,754.76	14,172,819.88	0.00	24,175,350.27	75,286,920.95	0.00	237,912.26	0.00	27,277,439.03	27,515,351.29	0.00	0.00	0.00	0.00	0.00	27,515,351.29	102,602,272.23	0.00	0.00	0.00	0.00	36,938,754.76	14,172,819.88	0.00	51,452,769.29	102,602,272.23			
MOS Checks Issued	11,609,661.93	1,859,637.64	0.00	0.00	13,899,519.62	0.00	0.00	0.00	9,744,035.56	9,744,035.56	0.00	0.00	0.00	0.00	0.00	9,744,035.56	23,443,555.18	0.00	0.00	0.00	0.00	11,609,661.93	1,859,637.64	0.00	9,744,035.56	23,443,555.18			
Advice to Debt Account	25,128,692.72	12,283,158.34	0.00	24,175,350.27	61,587,401.31	0.00	237,912.26	0.00	17,533,403.46	17,771,315.72	0.00	0.00	0.00	0.00	0.00	17,771,315.72	79,358,717.05	0.00	0.00	0.00	0.00	25,128,692.72	12,283,158.34	0.00	41,708,753.73	79,358,717.05			
Notice of Transfer of Allocations (NTA)	0.00	0.00	0.00	0.00	0.00	0.00	0.00	0.00	0.00	0.00	0.00	0.00	0.00	0.00	0.00	0.00	0.00	0.00	0.00	0.00	0.00	0.00	0.00	0.00	0.00	0.00	0.00		
MOS Checks Issued	0.00	0.00	0.00	0.00	0.00	0.00	0.00	0.00	0.00	0.00	0.00	0.00	0.00	0.00	0.00	0.00	0.00	0.00	0.00	0.00	0.00	0.00	0.00	0.00	0.00	0.00	0.00	0.00	
Advice to Debt Account	0.00	0.00	0.00	0.00	0.00	0.00	0.00	0.00	0.00	0.00	0.00	0.00	0.00	0.00	0.00	0.00	0.00	0.00	0.00	0.00	0.00	0.00	0.00	0.00	0.00	0.00	0.00	0.00	
Working Fund for FFPs	0.00	0.00	0.00	0.00	0.00	0.00	0.00	0.00	0.00	0.00	0.00	0.00	0.00	0.00	0.00	0.00	0.00	0.00	0.00	0.00	0.00	0.00	0.00	0.00	0.00	0.00	0.00	0.00	
Cash Disbursements Ceiling (CDC)	0.00	0.00	0.00	0.00	0.00	0.00	0.00	0.00	0.00	0.00	0.00	0.00	0.00	0.00	0.00	0.00	0.00	0.00	0.00	0.00	0.00	0.00	0.00	0.00	0.00	0.00	0.00	0.00	
TOTAL CASH DISBURSEMENTS	36,938,754.76	14,172,819.88	0.00	24,175,350.27	75,286,920.95	0.00	237,912.26	0.00	27,277,439.03	27,515,351.29	0.00	0.00	0.00	0.00	0.00	27,515,351.29	102,602,272.23	0.00	0.00	0.00	0.00	36,938,754.76	14,172,819.88	0.00	51,452,769.29	102,602,272.23			
NON-CASH DISBURSEMENTS	3,724,004.29	262,861.46	0.00	1,633,087.97	5,619,953.72	0.00	15,660.82	0.00	1,958,950.49	1,974,811.31	0.00	0.00	0.00	0.00	0.00	1,974,811.31	7,594,765.03	0.00	0.00	0.00	0.00	3,724,004.29	262,861.46	0.00	3,592,038.46	7,594,765.03			
Tax Remittance Advances Issued (TRA)	3,724,004.29	262,861.46	0.00	1,633,087.97	5,619,953.72	0.00	15,660.82	0.00	1,958,950.49	1,974,811.31	0.00	0.00	0.00	0.00	0.00	1,974,811.31	7,594,765.03	0.00	0.00	0.00	0.00	3,724,004.29	262,861.46	0.00	3,592,038.46	7,594,765.03			
Non-Cash Availment Authority (NCAA)	0.00	0.00	0.00	0.00	0.00	0.00	0.00	0.00	0.00	0.00	0.00	0.00	0.00	0.00	0.00	0.00	0.00	0.00	0.00	0.00	0.00	0.00	0.00	0.00	0.00	0.00	0.00	0.00	
Disbursements effected through outright deductions from claims (please specify)	0.00	0.00	0.00	0.00	0.00	0.00	0.00	0.00	0.00	0.00	0.00	0.00	0.00	0.00	0.00	0.00	0.00	0.00	0.00	0.00	0.00	0.00	0.00	0.00	0.00	0.00	0.00	0.00	
Overpayment of expenses (e.g. personnel benefits)	0.00	0.00	0.00	0.00	0.00	0.00	0.00	0.00	0.00	0.00	0.00	0.00	0.00	0.00	0.00	0.00	0.00	0.00	0.00	0.00	0.00	0.00	0.00	0.00	0.00	0.00	0.00	0.00	
Restoration for loss of government property	0.00	0.00	0.00	0.00	0.00	0.00	0.00	0.00	0.00	0.00	0.00	0.00	0.00	0.00	0.00	0.00	0.00	0.00	0.00	0.00	0.00	0.00	0.00	0.00	0.00	0.00	0.00	0.00	
Liquidated damages and similar claims	0.00	0.00	0.00	0.00	0.00	0.00	0.00	0.00	0.00	0.00	0.00	0.00	0.00	0.00	0.00	0.00	0.00	0.00	0.00	0.00	0.00	0.00	0.00	0.00	0.00	0.00	0.00	0.00	
Others (e.g. TEF, BTR, Docs Stamp, etc.)	0.00	0.00	0.00	0.00	0.00	0.00	0.00	0.00	0.00	0.00	0.00	0.00	0.00	0.00	0.00	0.00	0.00	0.00	0.00	0.00	0.00	0.00	0.00	0.00	0.00	0.00	0.00	0.00	
TOTAL NON-CASH DISBURSEMENTS	3,724,004.29	262,861.46	0.00	1,633,087.97	5,619,953.72	0.00	15,660.82	0.00	1,958,950.49	1,974,811.31	0.00	0.00	0.00	0.00	0.00	1,974,811.31	7,594,765.03	0.00	0.00	0.00	0.00	3,724,004.29	262,861.46	0.00	3,592,038.46	7,594,765.03			
GRAND TOTAL	40,662,759.05	14,435,681.34	0.00	25,808,438.24	80,906,874.67	0.00	253,573.08	0.00	29,236,389.51	29,490,162.60	0.00	0.00	0.00	0.00	0.00	29,490,162.60	110,397,037.26	0.00	0.00	0.00	0.00	40,662,759.05	14,435,681.34	0.00	55,044,807.75	110,397,037.26			

SUMMARY


Particulars	Previous Report	This Month	As at Date
(1)	(2)	(3)	(4)
Total Disbursement Authorities Received	503,640,918.00	127,681,520.00	636,331,538.00
NCA	499,999,018.00	118,584,520.00	618,583,538.00
NTA	0.00	0.00	0.00
Working Fund	0.00	0.00	0.00
TRA	48,641,000.00	9,107,000.00	57,748,000.00
CDC	0.00	0.00	0.00
NCAA	0.00	0.00	0.00
Less: Notice of Transfer of Allocations (NTA) issued	0.00	0.00	0.00
Total Disbursement Authorities Available	503,640,918.00	127,681,520.00	636,331,538.00
Less:	0.00	0.00	0.00
Lapsed NCA	9,535,844.05	0.00	9,535,844.05
Disbursements	494,519,818.13	110,397,037.26	604,916,855.39
Less: Other Non-Cash Disbursements	0.00	0.00	0.00
Disbursements effected through outright deductions from claims	0.00	0.00	0.00
Overpayment of expenses (e.g. personnel benefits)	0.00	0.00	0.00
Restoration for loss of government property	0.00	0.00	0.00
Liquidated damages and similar claims	0.00	0.00	0.00
Others (e.g. TEF, BTR, Docs Stamp, etc.)	0.00	0.00	0.00
Adjustments: Adjustments (e.g. cancelled/related checks)	0.00	0.00	0.00
Balance of Disbursement Authorities as at date	4,584,255.82	17,294,482.74	21,878,738.56
Total Disbursements Program	503,640,918.00	127,681,520.00	636,331,538.00
Less: Actual Disbursements	494,519,818.13	110,397,037.26	604,916,855.39
(Over)/Under spending	14,120,199.87	17,294,482.74	31,414,682.61

Notes: * The use of NTA is discouraged
 Notes: ** Amounts should tally with the grand total disbursement (column 27).


Certified Correct:


 MIRABUENOS, FELICITAS G.
 Date:

Recommending Approval:


 PULUMBARY, JAIME P.
 Date:

Approved By:


 GASCON, CECILIA H.
 Date:

MONTHLY REPORT OF DISBURSEMENTS
For the month of August 2021

Department: State Universities and Colleges (SUCs)
Agency/Entity: Bulacan State University
Operating Unit: < not applicable >
Organization Code (UAOS): 08 029 000060
Fund Cluster: 01 Regular Agency Fund

Particulars	Current Year Budget					Prior Year's Budget										Trust Liabilities					Grand Total					Remarks		
	PS	MOOE	FinEx	CO	TOTAL	Prior Year's Accounts Payable					Current Year's Accounts Payable					TOTAL	SUB-TOTAL	PS	MOOE	CO	TOTAL	PS	MOOE	FinEx	CO		TOTAL	
	7	8	9	10	11=(7+8+9+10)	12	13	14	15	16=(12+13+14+15)	17=(11+16)	18=(8+17)	19	20	21	22=(19+20+21)	23	24	25	26	27=(23+24+25+26)	28						
CASH DISBURSEMENTS	47,278,400.75	6,723,824.44	0.00	368,670.28	54,370,895.47	0.00	0.00	0.00	0.00	44,499,666.30	44,499,666.30	0.00	0.00	0.00	0.00	44,499,666.30	99,870,561.77	0.00	0.00	0.00	0.00	47,278,400.75	6,723,824.44	0.00	44,869,336.58	99,870,561.77		
- Force of Cash Allocation (FICA)	47,278,400.75	6,723,824.44	0.00	368,670.28	54,370,895.47	0.00	0.00	0.00	0.00	44,499,666.30	44,499,666.30	0.00	0.00	0.00	0.00	44,499,666.30	99,870,561.77	0.00	0.00	0.00	0.00	47,278,400.75	6,723,824.44	0.00	44,869,336.58	99,870,561.77		
- MDS Checks Issued	1,344,609.55	2,946,419.42	0.00	0.00	4,291,028.97	0.00	0.00	0.00	0.00	0.00	0.00	0.00	0.00	0.00	0.00	0.00	0.00	0.00	0.00	0.00	0.00	1,344,609.55	2,946,419.42	0.00	0.00	4,291,028.97		
- Advice to Debit Account	45,933,791.20	3,777,405.02	0.00	368,670.28	50,079,866.50	0.00	0.00	0.00	0.00	44,499,666.30	44,499,666.30	0.00	0.00	0.00	0.00	44,499,666.30	94,579,532.60	0.00	0.00	0.00	0.00	45,933,791.20	3,777,405.02	0.00	44,869,336.58	94,579,532.60		
- Force of Transfer Allocations (FTA)	0.00	0.00	0.00	0.00	0.00	0.00	0.00	0.00	0.00	0.00	0.00	0.00	0.00	0.00	0.00	0.00	0.00	0.00	0.00	0.00	0.00	0.00	0.00	0.00	0.00	0.00	0.00	
- MDS Checks Issued	0.00	0.00	0.00	0.00	0.00	0.00	0.00	0.00	0.00	0.00	0.00	0.00	0.00	0.00	0.00	0.00	0.00	0.00	0.00	0.00	0.00	0.00	0.00	0.00	0.00	0.00	0.00	
- Advice to Debit Account	0.00	0.00	0.00	0.00	0.00	0.00	0.00	0.00	0.00	0.00	0.00	0.00	0.00	0.00	0.00	0.00	0.00	0.00	0.00	0.00	0.00	0.00	0.00	0.00	0.00	0.00	0.00	
- Working Fund for FAPs	0.00	0.00	0.00	0.00	0.00	0.00	0.00	0.00	0.00	0.00	0.00	0.00	0.00	0.00	0.00	0.00	0.00	0.00	0.00	0.00	0.00	0.00	0.00	0.00	0.00	0.00	0.00	
- Cash Disbursement Ceiling (CDC)	0.00	0.00	0.00	0.00	0.00	0.00	0.00	0.00	0.00	0.00	0.00	0.00	0.00	0.00	0.00	0.00	0.00	0.00	0.00	0.00	0.00	0.00	0.00	0.00	0.00	0.00	0.00	
TOTAL CASH DISBURSEMENTS	47,278,400.75	6,723,824.44	0.00	368,670.28	54,370,895.47	0.00	0.00	0.00	0.00	44,499,666.30	44,499,666.30	0.00	0.00	0.00	0.00	44,499,666.30	99,870,561.77	0.00	0.00	0.00	0.00	47,278,400.75	6,723,824.44	0.00	44,869,336.58	99,870,561.77		
NON-CASH DISBURSEMENTS	3,741,495.78	156,197.26	0.00	0.00	3,897,693.04	0.00	0.00	0.00	0.00	3,011,439.65	3,011,439.65	0.00	0.00	0.00	0.00	3,011,439.65	6,599,132.69	0.00	0.00	0.00	0.00	3,741,495.78	156,197.26	0.00	3,011,439.65	6,909,132.69		
- Tax Remittance Advances Issued (TRA)	3,741,495.78	156,197.26	0.00	0.00	3,897,693.04	0.00	0.00	0.00	0.00	3,011,439.65	3,011,439.65	0.00	0.00	0.00	0.00	3,011,439.65	6,599,132.69	0.00	0.00	0.00	0.00	3,741,495.78	156,197.26	0.00	3,011,439.65	6,909,132.69		
- Non-Cash Adjustment Authority (NCAA)	0.00	0.00	0.00	0.00	0.00	0.00	0.00	0.00	0.00	0.00	0.00	0.00	0.00	0.00	0.00	0.00	0.00	0.00	0.00	0.00	0.00	0.00	0.00	0.00	0.00	0.00	0.00	
- Disbursements effected through outright deductions from claims (please specify)	0.00	0.00	0.00	0.00	0.00	0.00	0.00	0.00	0.00	0.00	0.00	0.00	0.00	0.00	0.00	0.00	0.00	0.00	0.00	0.00	0.00	0.00	0.00	0.00	0.00	0.00	0.00	
- Overpayment of expenses (e.g. personal benefits)	0.00	0.00	0.00	0.00	0.00	0.00	0.00	0.00	0.00	0.00	0.00	0.00	0.00	0.00	0.00	0.00	0.00	0.00	0.00	0.00	0.00	0.00	0.00	0.00	0.00	0.00	0.00	
- Resolutions for loss of government property	0.00	0.00	0.00	0.00	0.00	0.00	0.00	0.00	0.00	0.00	0.00	0.00	0.00	0.00	0.00	0.00	0.00	0.00	0.00	0.00	0.00	0.00	0.00	0.00	0.00	0.00	0.00	
- Liquidated damages and similar claims	0.00	0.00	0.00	0.00	0.00	0.00	0.00	0.00	0.00	0.00	0.00	0.00	0.00	0.00	0.00	0.00	0.00	0.00	0.00	0.00	0.00	0.00	0.00	0.00	0.00	0.00	0.00	
- Others (e.g. TEF, BTR, Docs Stamp, etc.)	0.00	0.00	0.00	0.00	0.00	0.00	0.00	0.00	0.00	0.00	0.00	0.00	0.00	0.00	0.00	0.00	0.00	0.00	0.00	0.00	0.00	0.00	0.00	0.00	0.00	0.00	0.00	
TOTAL NON-CASH DISBURSEMENTS	3,741,495.78	156,197.26	0.00	0.00	3,897,693.04	0.00	0.00	0.00	0.00	3,011,439.65	3,011,439.65	0.00	0.00	0.00	0.00	3,011,439.65	6,599,132.69	0.00	0.00	0.00	0.00	3,741,495.78	156,197.26	0.00	3,011,439.65	6,909,132.69		
GRAND TOTAL	51,019,896.53	6,880,021.70	0.00	368,670.28	58,268,588.51	0.00	0.00	0.00	0.00	47,511,105.95	47,511,105.95	0.00	0.00	0.00	0.00	47,511,105.95	105,779,694.46	0.00	0.00	0.00	0.00	51,019,896.53	6,880,021.70	0.00	47,879,776.43	105,779,694.46		

SUMMARY

Particulars	Previous Report (1)	This Month (2)	As at Date (4)
Total Disbursement Authorities Received	636,331,538.00	84,438,365.00	730,769,923.00
NCA	578,583,538.00	69,159,385.00	667,742,923.00
NFA	0.00	0.00	0.00
Working Fund	0.00	0.00	0.00
TRA	57,748,000.00	5,278,000.00	63,027,000.00
CDC	0.00	0.00	0.00
NCAA	0.00	0.00	0.00
Less: Force of Transfer of Allocations (FTA) Issued	0.00	0.00	0.00
Total Disbursement Authorities Available	636,331,538.00	84,438,365.00	730,769,923.00
Less:			
- Unapproved NCA	9,535,944.05	0.00	9,535,944.05
- Disbursements	604,916,856.39	165,779,694.66	770,696,550.05
- Less: Other Non-Cash Disbursements	0.00	0.00	0.00
- Disbursements effected through outright deductions from claims	0.00	0.00	0.00
- Overpayment of expenses (e.g. personal benefits)	0.00	0.00	0.00
- Resolutions for loss of government property	0.00	0.00	0.00
- Liquidated damages and similar claims	0.00	0.00	0.00
- Others (e.g. TEF, BTR, Docs Stamp, etc.)	0.00	0.00	0.00
- Add/Less: Adjustments (e.g. cancelled/stated checks)	0.00	0.00	0.00
Balance of Disbursement Authorities as at date	21,878,738.56	(11,341,329.66)	10,537,408.90
Total Disbursements Program	636,331,538.00	84,438,365.00	730,769,923.00
Less: *Actual Disbursements	604,916,856.39	165,779,694.66	770,696,550.05
(Over)/Under spending	31,414,681.61	(11,341,329.66)	20,073,351.95

Notes: * Amounts should tally with the grand total disbursement (column 27).

Certified Correct:

MIRABUENOS, FELICITAS G.
Date:

Recommendation Approval:

PULUMBART, JAIME P.
Date:

Approved By:

GASCON, CECILIA N.
Date:

MONTHLY REPORT OF DISBURSEMENTS
For the month of September 2021

Department: State Universities and Colleges (SUCS)
Agency/Entity: Bulacan State University
Operating Unit: < not applicable >
Organization Code (JAACS): 08 029 0000060
Fund Cluster: 01 Regular Agency Fund

Main financial table with columns for Particulars, Current Year Budget, Prior Year's Budget, Current Year's Accounts Payable, Trust Liabilities, and Grand Total. Includes rows for CASH DISBURSEMENTS, NON-CASH DISBURSEMENTS, and GRAND TOTAL.

SUMMARY table with columns: Particulars, Previous Report, This Month, As at Date. Lists various disbursement categories and their cumulative totals.

Notes: * The use of NTA is discouraged
Notes: ** Amounts should tally with the grand total disbursement (column 27).

Certified Correct:

MRABUENOS, FELICITAS G.
Date:

Recommended Approval:

PULUMBART, JAIME P.
Date:

Approved By:

GASCON, CECILIA N.
Date:

MONTHLY REPORT OF DISBURSEMENTS
For the month of October 2021

Department: State Universities and Colleges (SUCs)
Agency/Entity: Bulacan State University
Operating Unit: < not applicable >
Organization Code (OACS): 08 028 000000
Fund Cluster: 01 Regular Agency Fund

Particulars	Current Year Budget					Prior Year's Budget										Current Year's Accounts Payable					Trust Liabilities			Grand Total					Remarks
	PS	MOOE	FinEx	CO	TOTAL	PS	MOOE	FinEx	CO	Sub-Total	PS	MOOE	FinEx	CO	Sub-Total	TOTAL	SUB-TOTAL	PS	MOOE	CO	TOTAL	PS	MOOE	FinEx	CO	TOTAL			
CASH DISBURSEMENTS	39,745,098.88	14,039,037.15	0.00	10,853,171.95	64,637,307.98	0.00	0.00	0.00	0.00	0.00	0.00	0.00	0.00	0.00	55,358,927.93	55,358,927.93	119,996,235.91	0.00	0.00	0.00	0.00	39,745,098.88	14,039,037.15	0.00	66,212,099.88	119,996,235.91	28		
Notice of Cash Allocation (NCA)	39,745,098.88	14,039,037.15	0.00	10,853,171.95	64,637,307.98	0.00	0.00	0.00	0.00	0.00	0.00	0.00	0.00	0.00	55,358,927.93	55,358,927.93	119,996,235.91	0.00	0.00	0.00	0.00	39,745,098.88	14,039,037.15	0.00	66,212,099.88	119,996,235.91			
MDI Checks Issued	1,672,822.98	210,071.60	0.00	0.00	1,882,894.58	0.00	0.00	0.00	0.00	0.00	0.00	0.00	0.00	0.00	0.00	0.00	1,882,894.58	0.00	0.00	0.00	0.00	1,672,822.98	210,071.60	0.00	66,212,099.88	119,996,235.91			
Advice to Debit Account	38,072,275.90	13,828,965.55	0.00	10,853,171.95	62,754,413.40	0.00	0.00	0.00	0.00	0.00	0.00	0.00	0.00	0.00	55,358,927.93	55,358,927.93	118,113,341.33	0.00	0.00	0.00	0.00	38,072,275.90	13,828,965.55	0.00	66,212,099.88	118,113,341.33			
Notice of Transfer Allocations (NTA)	0.00	0.00	0.00	0.00	0.00	0.00	0.00	0.00	0.00	0.00	0.00	0.00	0.00	0.00	0.00	0.00	0.00	0.00	0.00	0.00	0.00	0.00	0.00	0.00	0.00	0.00	0.00		
MDI Checks Issued	0.00	0.00	0.00	0.00	0.00	0.00	0.00	0.00	0.00	0.00	0.00	0.00	0.00	0.00	0.00	0.00	0.00	0.00	0.00	0.00	0.00	0.00	0.00	0.00	0.00	0.00	0.00	0.00	
Advice to Debit Account	0.00	0.00	0.00	0.00	0.00	0.00	0.00	0.00	0.00	0.00	0.00	0.00	0.00	0.00	0.00	0.00	0.00	0.00	0.00	0.00	0.00	0.00	0.00	0.00	0.00	0.00	0.00	0.00	
Working Fund for FAPs	0.00	0.00	0.00	0.00	0.00	0.00	0.00	0.00	0.00	0.00	0.00	0.00	0.00	0.00	0.00	0.00	0.00	0.00	0.00	0.00	0.00	0.00	0.00	0.00	0.00	0.00	0.00	0.00	
Cash Disbursement Ceiling (CDC)	0.00	0.00	0.00	0.00	0.00	0.00	0.00	0.00	0.00	0.00	0.00	0.00	0.00	0.00	0.00	0.00	0.00	0.00	0.00	0.00	0.00	0.00	0.00	0.00	0.00	0.00	0.00	0.00	
TOTAL CASH DISBURSEMENTS	39,745,098.88	14,039,037.15	0.00	10,853,171.95	64,637,307.98	0.00	0.00	0.00	0.00	0.00	0.00	0.00	0.00	0.00	55,358,927.93	55,358,927.93	119,996,235.91	0.00	0.00	0.00	0.00	39,745,098.88	14,039,037.15	0.00	66,212,099.88	119,996,235.91			
NON-CASH DISBURSEMENTS	4,263,359.61	134,676.59	0.00	878,804.43	5,276,840.63	0.00	0.00	0.00	0.00	0.00	0.00	0.00	0.00	0.00	3,578,742.46	3,578,742.46	8,855,583.14	0.00	0.00	0.00	0.00	4,263,359.61	134,676.59	0.00	4,457,546.94	8,855,583.14			
Tax Remittance Advances Issued (TFA)	4,263,359.61	134,676.59	0.00	878,804.43	5,276,840.63	0.00	0.00	0.00	0.00	0.00	0.00	0.00	0.00	0.00	3,578,742.46	3,578,742.46	8,855,583.14	0.00	0.00	0.00	0.00	4,263,359.61	134,676.59	0.00	4,457,546.94	8,855,583.14			
Non-Cash Advances/ Autopsy (NCA)	0.00	0.00	0.00	0.00	0.00	0.00	0.00	0.00	0.00	0.00	0.00	0.00	0.00	0.00	0.00	0.00	0.00	0.00	0.00	0.00	0.00	0.00	0.00	0.00	0.00	0.00	0.00	0.00	
Disbursements effected through outright deductions from claims (please specify)	0.00	0.00	0.00	0.00	0.00	0.00	0.00	0.00	0.00	0.00	0.00	0.00	0.00	0.00	0.00	0.00	0.00	0.00	0.00	0.00	0.00	0.00	0.00	0.00	0.00	0.00	0.00	0.00	
Overpayment of expense(s) g. personnel benefits	0.00	0.00	0.00	0.00	0.00	0.00	0.00	0.00	0.00	0.00	0.00	0.00	0.00	0.00	0.00	0.00	0.00	0.00	0.00	0.00	0.00	0.00	0.00	0.00	0.00	0.00	0.00	0.00	
Restoration for loss of government property	0.00	0.00	0.00	0.00	0.00	0.00	0.00	0.00	0.00	0.00	0.00	0.00	0.00	0.00	0.00	0.00	0.00	0.00	0.00	0.00	0.00	0.00	0.00	0.00	0.00	0.00	0.00	0.00	
Liquidated damages and similar claims	0.00	0.00	0.00	0.00	0.00	0.00	0.00	0.00	0.00	0.00	0.00	0.00	0.00	0.00	0.00	0.00	0.00	0.00	0.00	0.00	0.00	0.00	0.00	0.00	0.00	0.00	0.00	0.00	
Others (e.g. TEF, Bfr, Docs Stamp, etc.)	0.00	0.00	0.00	0.00	0.00	0.00	0.00	0.00	0.00	0.00	0.00	0.00	0.00	0.00	0.00	0.00	0.00	0.00	0.00	0.00	0.00	0.00	0.00	0.00	0.00	0.00	0.00	0.00	
Address Adjustments (e.g. canceled/staled checks)	0.00	0.00	0.00	0.00	0.00	0.00	0.00	0.00	0.00	0.00	0.00	0.00	0.00	0.00	0.00	0.00	0.00	0.00	0.00	0.00	0.00	0.00	0.00	0.00	0.00	0.00	0.00	0.00	
Balance of Disbursement Authorities as at date	2,466,522.06	11,796,601.95	0.00	878,804.43	13,141,928.44	0.00	0.00	0.00	0.00	0.00	0.00	0.00	0.00	0.00	3,578,742.46	3,578,742.46	8,855,583.14	0.00	0.00	0.00	0.00	4,263,359.61	134,676.59	0.00	4,457,546.94	8,855,583.14			
TOTAL NON-CASH DISBURSEMENTS	4,263,359.61	134,676.59	0.00	878,804.43	5,276,840.63	0.00	0.00	0.00	0.00	0.00	0.00	0.00	0.00	0.00	3,578,742.46	3,578,742.46	8,855,583.14	0.00	0.00	0.00	0.00	4,263,359.61	134,676.59	0.00	4,457,546.94	8,855,583.14			
ORAND TOTAL	44,008,458.49	14,173,713.74	0.00	11,731,976.38	69,914,148.62	0.00	0.00	0.00	0.00	0.00	0.00	0.00	0.00	0.00	58,937,670.39	58,937,670.39	128,851,819.05	0.00	0.00	0.00	0.00	44,008,458.49	14,173,713.74	0.00	70,669,646.82	128,851,819.05			

SUMMARY

Particulars	Previous Report	This Month	As at Date
Total Disbursement Authorities Received	799,661,260.00	140,648,421.00	940,309,681.00
Less: Lapsed NCA	9,646,362.26	0.00	9,646,362.26
Disbursements	792,491,419.80	128,851,819.05	921,333,238.85
Less: Other Non-Cash Disbursements	0.00	0.00	0.00
Disbursements effected through outright deductions from claims	0.00	0.00	0.00
Overpayment of expense(s) g. personnel benefits	0.00	0.00	0.00
Restoration for loss of government property	0.00	0.00	0.00
Liquidated damages and similar claims	0.00	0.00	0.00
Others (e.g. TEF, Bfr, Docs Stamp, etc.)	0.00	0.00	0.00
Address Adjustments (e.g. canceled/staled checks)	0.00	0.00	0.00
Balance of Disbursement Authorities as at date	2,466,522.06	11,796,601.95	14,263,124.01
Total Disbursements Program	799,661,260.00	140,648,421.00	940,309,681.00
Less: Actual Disbursements	792,491,419.80	128,851,819.05	921,333,238.85
(Over)Under spending	7,169,840.20	11,796,601.95	18,966,442.15

Notes: * The use of NTA is discouraged
Notes: ** Amounts should tally with the grand total disbursement (column 27).

Certified Correct:

MIRAFUENOS, FELICITAS G.
Date:

Recommending Approval:

PULUMBAR, JAIME P.
Date:

Approved By:

GASCON, CECILIA H.
Date:

MONTHLY REPORT OF DISBURSEMENTS
For the month of November 2021


Department: State Universities and Colleges (SUCs)
 Agency/Entity: Bulacan State University
 Operating Unit: < not applicable >
 Organization Code (UAOS): 05 029 0000000
 Fund Cluster: 01 Regular Agency Fund

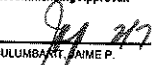
Particulars	Current Year Budget					Prior Year's Accounts Payable					Prior Year's Budget					Current Year's Accounts Payable					SUB-TOTAL	Trust Liabilities				Grand Total				Remarks	
	PS	MOOE	FinEx	CO	TOTAL	PS	MOOE	FinEx	CO	Sub-Total	PS	MOOE	FinEx	CO	Sub-Total	PS	MOOE	FinEx	CO	Sub-Total		PS	MOOE	CO	TOTAL	PS	MOOE	FinEx	CO		TOTAL
	1	2	3	4	5	6	7	8	9	10	11	12	13	14	15	16	17	18	19	20		21	22	23	24	25	26	27	28		29
CASH DISBURSEMENTS	79,201,653.05	10,953,890.84	0.00	30,683,914.71	120,839,458.60	0.00	0.00	0.00	0.00	0.00	0.00	0.00	0.00	0.00	17,438,193.04	17,438,193.04	17,438,193.04	135,277,656.64	0.00	0.00	0.00	0.00	79,201,653.05	10,953,890.84	0.00	48,122,112.75	138,277,656.64				
Notice of Cash Allocation (NCA)	79,201,653.05	10,953,890.84	0.00	30,683,914.71	120,839,458.60	0.00	0.00	0.00	0.00	0.00	0.00	0.00	0.00	0.00	17,438,193.04	17,438,193.04	17,438,193.04	135,277,656.64	0.00	0.00	0.00	0.00	79,201,653.05	10,953,890.84	0.00	48,122,112.75	138,277,656.64				
MDS Checks Issued	2,026,305.25	765,689.74	0.00	0.00	2,815,994.99	0.00	0.00	0.00	0.00	0.00	0.00	0.00	0.00	0.00	0.00	0.00	0.00	0.00	0.00	0.00	0.00	0.00	0.00	0.00	0.00	0.00	0.00	0.00	0.00	0.00	
Advice to Debit Account	77,175,347.80	10,164,201.10	0.00	30,683,914.71	118,023,463.61	0.00	0.00	0.00	0.00	0.00	0.00	0.00	0.00	0.00	0.00	0.00	0.00	0.00	0.00	0.00	0.00	0.00	0.00	0.00	0.00	0.00	0.00	0.00	0.00	0.00	
Notice of Transfer Allocations (NTA)	0.00	0.00	0.00	0.00	0.00	0.00	0.00	0.00	0.00	0.00	0.00	0.00	0.00	0.00	17,438,193.04	17,438,193.04	17,438,193.04	135,461,661.65	0.00	0.00	0.00	0.00	0.00	0.00	0.00	0.00	0.00	0.00	0.00	0.00	
MDS Checks Issued	0.00	0.00	0.00	0.00	0.00	0.00	0.00	0.00	0.00	0.00	0.00	0.00	0.00	0.00	0.00	0.00	0.00	0.00	0.00	0.00	0.00	0.00	0.00	0.00	0.00	0.00	0.00	0.00	0.00	0.00	
Advice to Debit Account	0.00	0.00	0.00	0.00	0.00	0.00	0.00	0.00	0.00	0.00	0.00	0.00	0.00	0.00	0.00	0.00	0.00	0.00	0.00	0.00	0.00	0.00	0.00	0.00	0.00	0.00	0.00	0.00	0.00	0.00	
Working Fund for FAPs	0.00	0.00	0.00	0.00	0.00	0.00	0.00	0.00	0.00	0.00	0.00	0.00	0.00	0.00	0.00	0.00	0.00	0.00	0.00	0.00	0.00	0.00	0.00	0.00	0.00	0.00	0.00	0.00	0.00	0.00	
Cash Disbursement Ceiling (CDC)	0.00	0.00	0.00	0.00	0.00	0.00	0.00	0.00	0.00	0.00	0.00	0.00	0.00	0.00	0.00	0.00	0.00	0.00	0.00	0.00	0.00	0.00	0.00	0.00	0.00	0.00	0.00	0.00	0.00	0.00	
TOTAL CASH DISBURSEMENTS	79,201,653.05	10,953,890.84	0.00	30,683,914.71	120,839,458.60	0.00	0.00	0.00	0.00	0.00	0.00	0.00	0.00	0.00	17,438,193.04	17,438,193.04	17,438,193.04	135,277,656.64	0.00	0.00	0.00	0.00	79,201,653.05	10,953,890.84	0.00	48,122,112.75	138,277,656.64				
NON-CASH DISBURSEMENTS	12,589,217.21	329,936.92	0.00	416,350.62	13,335,504.75	0.00	0.00	0.00	0.00	0.00	0.00	0.00	0.00	0.00	1,393,208.46	1,393,208.46	1,393,208.46	14,728,713.21	0.00	0.00	0.00	0.00	12,589,217.21	329,936.92	0.00	1,609,559.08	14,728,713.21				
Tax Remittance Advances Issued (TRA)	12,589,217.21	329,936.92	0.00	416,350.62	13,335,504.75	0.00	0.00	0.00	0.00	0.00	0.00	0.00	0.00	0.00	1,393,208.46	1,393,208.46	1,393,208.46	14,728,713.21	0.00	0.00	0.00	0.00	12,589,217.21	329,936.92	0.00	1,609,559.08	14,728,713.21				
Non-Cash Availment Authority (NCAA)	0.00	0.00	0.00	0.00	0.00	0.00	0.00	0.00	0.00	0.00	0.00	0.00	0.00	0.00	0.00	0.00	0.00	0.00	0.00	0.00	0.00	0.00	0.00	0.00	0.00	0.00	0.00	0.00	0.00	0.00	
Disbursements effected through outright deductions from claims (please specify)	0.00	0.00	0.00	0.00	0.00	0.00	0.00	0.00	0.00	0.00	0.00	0.00	0.00	0.00	0.00	0.00	0.00	0.00	0.00	0.00	0.00	0.00	0.00	0.00	0.00	0.00	0.00	0.00	0.00	0.00	
Overpayment of expenses (e.g. personal benefits)	0.00	0.00	0.00	0.00	0.00	0.00	0.00	0.00	0.00	0.00	0.00	0.00	0.00	0.00	0.00	0.00	0.00	0.00	0.00	0.00	0.00	0.00	0.00	0.00	0.00	0.00	0.00	0.00	0.00	0.00	
Restitution for loss of government property	0.00	0.00	0.00	0.00	0.00	0.00	0.00	0.00	0.00	0.00	0.00	0.00	0.00	0.00	0.00	0.00	0.00	0.00	0.00	0.00	0.00	0.00	0.00	0.00	0.00	0.00	0.00	0.00	0.00	0.00	
Liquidated damages and similar claims	0.00	0.00	0.00	0.00	0.00	0.00	0.00	0.00	0.00	0.00	0.00	0.00	0.00	0.00	0.00	0.00	0.00	0.00	0.00	0.00	0.00	0.00	0.00	0.00	0.00	0.00	0.00	0.00	0.00	0.00	
Working Fund for Miscellaneous Stamp (Tax, etc.)	0.00	0.00	0.00	0.00	0.00	0.00	0.00	0.00	0.00	0.00	0.00	0.00	0.00	0.00	0.00	0.00	0.00	0.00	0.00	0.00	0.00	0.00	0.00	0.00	0.00	0.00	0.00	0.00	0.00	0.00	
TOTAL NON-CASH DISBURSEMENTS	12,589,217.21	329,936.92	0.00	416,350.62	13,335,504.75	0.00	0.00	0.00	0.00	0.00	0.00	0.00	0.00	0.00	1,393,208.46	1,393,208.46	1,393,208.46	14,728,713.21	0.00	0.00	0.00	0.00	12,589,217.21	329,936.92	0.00	1,609,559.08	14,728,713.21				
GRAND TOTAL	91,790,870.26	11,283,827.76	0.00	31,100,265.33	134,174,963.35	0.00	0.00	0.00	0.00	0.00	0.00	0.00	0.00	0.00	18,831,401.50	18,831,401.50	18,831,401.50	150,006,369.85	0.00	0.00	0.00	0.00	91,790,870.26	11,283,827.76	0.00	49,931,671.83	150,006,369.85				


SUMMARY

Particulars	Previous Report	This Month	As at Date
(1)	(2)	(3)	(4)
Total Disbursement Authorities Received	940,309,681.00	162,990,000.00	1,102,899,681.00
NCA	867,563,681.00	158,459,000.00	1,026,022,681.00
NTA	0.00	0.00	0.00
Working Fund	0.00	0.00	0.00
TRA	72,746,000.00	4,131,000.00	76,877,000.00
CDC	0.00	0.00	0.00
NCAA	0.00	0.00	0.00
Less: Notice of Transfer of Allocations (NTA) Issued	0.00	0.00	0.00
Total Disbursement Authorities Available	940,309,681.00	162,990,000.00	1,102,899,681.00
Less:	0.00	0.00	0.00
Lapsed NCA	9,646,362.26	0.00	9,646,362.26
Disbursements	921,333,238.65	153,006,369.65	1,074,339,608.70
Less: Other Non-Cash Disbursements	0.00	0.00	0.00
Disbursements effected through outright deductions from claims	0.00	0.00	0.00
Overpayment of expenses (e.g. personnel benefits)	0.00	0.00	0.00
Restitution for loss of government property	0.00	0.00	0.00
Liquidated damages and similar claims	0.00	0.00	0.00
Others (e.g. YEF, BTI, Docs Stamp, etc.)	0.00	0.00	0.00
Add: Less: Adjustments (e.g. cancelled/staled checks)	0.00	0.00	0.00
Balance of Disbursement Authorities as at date	9,350,079.69	9,583,630.15	18,933,710.04
Total Disbursements Program	940,309,681.00	162,990,000.00	1,102,899,681.00
Less: Actual Disbursements	921,333,238.65	153,006,369.65	1,074,339,608.70
Over/Under spending	18,976,442.15	9,583,630.15	28,560,072.30

Notes: * The use of NTA is discouraged
 Notes: ** Amounts should tally with the grand total disbursement (column 27).

Certified Correct:

 MIRABUENOS, FELICITAS G.
 Date:

Recommending Approval:

 PULUMBARIT, JAIME P.
 Date:

Approved By:

 GASCON, CECILIA N.
 Date:

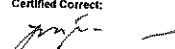
MONTHLY REPORT OF DISBURSEMENTS
For the month of December 2021


Department: State Universities and Colleges (SUCs)
 Operating Unit: < not applicable >
 Organization Code (UACS): 08 029 0000000
 Fund Cluster: 01 Regular Agency Fund


Particulars	Current Year Budget					Prior Year's Accounts Payable					Prior Year's Budget					Current Year's Accounts Payable					True & Liabilities					Remain	
	PS	MOOE	FinEx	CO	TOTAL	PS	MOOE	FinEx	CO	Sub-Total	PS	MOOE	FinEx	CO	TOTAL	SUB-TOTAL	PS	MOOE	CO	TOTAL	PS	MOOE	FinEx	CO	TOTAL		
																											1
CASH DISBURSEMENTS	59,150,656.01	23,120,519.26	0.00	4,425,925.51	86,697,100.78	0.00	0.00	0.00	0.00	0.00	0.00	114,577.91	0.00	16,688,139.16	16,802,717.07	16,802,717.07	103,499,817.85	0.00	0.00	0.00	0.00	59,150,656.01	23,235,097.17	0.00	21,114,064.67	103,499,817.85	
Notice of Cash Allocation (NCA)	59,150,656.01	23,120,519.26	0.00	4,425,925.51	86,697,100.78	0.00	0.00	0.00	0.00	0.00	0.00	114,577.91	0.00	16,688,139.16	16,802,717.07	16,802,717.07	103,499,817.85	0.00	0.00	0.00	0.00	59,150,656.01	23,235,097.17	0.00	21,114,064.67	103,499,817.85	
MDS Checks Issued	1,704,696.57	620,950.52	0.00	0.00	2,324,777.09	0.00	0.00	0.00	0.00	0.00	0.00	0.00	0.00	16,688,139.16	16,802,717.07	16,802,717.07	103,499,817.85	0.00	0.00	0.00	0.00	1,704,696.57	620,950.52	0.00	21,114,064.67	103,499,817.85	
Advice to Debit Account	57,445,959.44	22,500,438.74	0.00	4,425,925.51	84,372,323.69	0.00	0.00	0.00	0.00	0.00	0.00	0.00	0.00	16,688,139.16	16,802,717.07	16,802,717.07	101,179,040.76	0.00	0.00	0.00	0.00	57,445,959.44	22,615,016.65	0.00	21,114,064.67	101,179,040.76	
Notice of Transfer Allocations (NTA)	0.00	0.00	0.00	0.00	0.00	0.00	0.00	0.00	0.00	0.00	0.00	114,577.91	0.00	16,688,139.16	16,802,717.07	16,802,717.07	103,499,817.85	0.00	0.00	0.00	0.00	0.00	0.00	0.00	0.00	0.00	
MDS Checks Issued	0.00	0.00	0.00	0.00	0.00	0.00	0.00	0.00	0.00	0.00	0.00	0.00	0.00	0.00	0.00	0.00	0.00	0.00	0.00	0.00	0.00	0.00	0.00	0.00	0.00	0.00	0.00
Advice to Debit Account	0.00	0.00	0.00	0.00	0.00	0.00	0.00	0.00	0.00	0.00	0.00	0.00	0.00	0.00	0.00	0.00	0.00	0.00	0.00	0.00	0.00	0.00	0.00	0.00	0.00	0.00	0.00
Working Fund for FAPs	0.00	0.00	0.00	0.00	0.00	0.00	0.00	0.00	0.00	0.00	0.00	0.00	0.00	0.00	0.00	0.00	0.00	0.00	0.00	0.00	0.00	0.00	0.00	0.00	0.00	0.00	0.00
Cash Disbursement Ceiling (CDC)	0.00	0.00	0.00	0.00	0.00	0.00	0.00	0.00	0.00	0.00	0.00	0.00	0.00	0.00	0.00	0.00	0.00	0.00	0.00	0.00	0.00	0.00	0.00	0.00	0.00	0.00	0.00
TOTAL CASH DISBURSEMENTS	59,150,656.01	23,120,519.26	0.00	4,425,925.51	86,697,100.78	0.00	0.00	0.00	0.00	0.00	0.00	114,577.91	0.00	16,688,139.16	16,802,717.07	16,802,717.07	103,499,817.85	0.00	0.00	0.00	0.00	59,150,656.01	23,235,097.17	0.00	21,114,064.67	103,499,817.85	
NON-CASH DISBURSEMENTS	4,601,744.89	935,559.92	0.00	354,059.14	5,891,363.95	0.00	0.00	0.00	0.00	0.00	0.00	11,113.49	0.00	1,331,195.78	1,342,309.27	1,342,309.27	7,233,673.22	0.00	0.00	0.00	0.00	4,601,744.89	946,673.41	0.00	1,685,254.92	7,233,673.22	
Tax Remittance Advances Issued (TRA)	4,601,744.89	935,559.92	0.00	354,059.14	5,891,363.95	0.00	0.00	0.00	0.00	0.00	0.00	11,113.49	0.00	1,331,195.78	1,342,309.27	1,342,309.27	7,233,673.22	0.00	0.00	0.00	0.00	4,601,744.89	946,673.41	0.00	1,685,254.92	7,233,673.22	
Non-Cash Adjustment Authority (NCAA)	0.00	0.00	0.00	0.00	0.00	0.00	0.00	0.00	0.00	0.00	0.00	0.00	0.00	1,331,195.78	1,342,309.27	1,342,309.27	7,233,673.22	0.00	0.00	0.00	0.00	0.00	0.00	0.00	0.00	0.00	
Disbursements effected through outright deductions from claims (please specify)	0.00	0.00	0.00	0.00	0.00	0.00	0.00	0.00	0.00	0.00	0.00	0.00	0.00	0.00	0.00	0.00	0.00	0.00	0.00	0.00	0.00	0.00	0.00	0.00	0.00	0.00	0.00
Overpayment of expenses (e.g. personal benefits)	0.00	0.00	0.00	0.00	0.00	0.00	0.00	0.00	0.00	0.00	0.00	0.00	0.00	0.00	0.00	0.00	0.00	0.00	0.00	0.00	0.00	0.00	0.00	0.00	0.00	0.00	0.00
Resitution for loss of government property	0.00	0.00	0.00	0.00	0.00	0.00	0.00	0.00	0.00	0.00	0.00	0.00	0.00	0.00	0.00	0.00	0.00	0.00	0.00	0.00	0.00	0.00	0.00	0.00	0.00	0.00	0.00
Liquidated damages and similar claims	0.00	0.00	0.00	0.00	0.00	0.00	0.00	0.00	0.00	0.00	0.00	0.00	0.00	0.00	0.00	0.00	0.00	0.00	0.00	0.00	0.00	0.00	0.00	0.00	0.00	0.00	0.00
Others (e.g. TEF, BTR, Ocas Stamp, etc.)	0.00	0.00	0.00	0.00	0.00	0.00	0.00	0.00	0.00	0.00	0.00	0.00	0.00	0.00	0.00	0.00	0.00	0.00	0.00	0.00	0.00	0.00	0.00	0.00	0.00	0.00	0.00
TOTAL NON-CASH DISBURSEMENTS	4,601,744.89	935,559.92	0.00	354,059.14	5,891,363.95	0.00	0.00	0.00	0.00	0.00	0.00	11,113.49	0.00	1,331,195.78	1,342,309.27	1,342,309.27	7,233,673.22	0.00	0.00	0.00	0.00	4,601,744.89	946,673.41	0.00	1,685,254.92	7,233,673.22	
GRAND TOTAL	63,752,400.90	24,056,079.18	0.00	4,779,984.65	92,588,464.73	0.00	0.00	0.00	0.00	0.00	0.00	125,691.40	0.00	18,019,334.94	18,145,026.34	18,145,026.34	110,733,491.07	0.00	0.00	0.00	0.00	63,752,400.90	24,181,770.58	0.00	22,799,319.59	110,733,491.07	

Particulars	Previous Report	This Month	As at Date
(1)	(2)	(3)	(4)
Total Disbursement Authorities Received			
NCA	1,102,899,681.00	110,897,029.00	1,213,796,710.00
NTA	1,026,022,681.00	106,922,029.00	1,132,944,710.00
Working Fund	0.00	0.00	0.00
TRA	0.00	0.00	0.00
CDC	76,877,000.00	3,975,000.00	80,852,000.00
NCAA	0.00	0.00	0.00
Less: Notice of Transfer of Allocations (NTA) issued	0.00	0.00	0.00
Total Disbursement Authorities Available	1,102,899,681.00	110,897,029.00	1,213,796,710.00
Less:			
Lapsed NCA	9,646,362.26	718,156.84	10,364,519.10
Disbursements	1,074,338,608.70	110,733,491.07	1,185,073,099.77
Less: Other Non-Cash Disbursements	0.00	0.00	0.00
Disbursements effected through outright deductions from claims	0.00	0.00	0.00
Overpayment of expenses (e.g. personal benefits)	0.00	0.00	0.00
Resitution for loss of government property	0.00	0.00	0.00
Liquidated damages and similar claims	0.00	0.00	0.00
Others (e.g. TEF, BTR, Ocas Stamp, etc.)	0.00	0.00	0.00
Adjustment (e.g. cancelled/voided checks)	0.00	0.00	0.00
Balance of Disbursement Authorities as at date	18,913,710.04	(55,618.91)	18,858,091.13
Total Disbursements Program	1,102,899,681.00	110,897,029.00	1,213,796,710.00
Less: Actual Disbursements	1,074,338,608.70	110,733,491.07	1,185,073,099.77
(Over)/Under spending	28,560,072.30	153,537.93	28,713,610.23

Notes: * The use of NTA is discouraged
 Notes: ** Amounts should tally with the grand total disbursement (column 27).

Certified Correct:

 MIRABUENOS, FELICITAS G.
 Date:

Recommending Approval:

 PULUMBURIT, JAIME P.
 Date:

Approved By:

 GASCON, CECILIA H.
 Date: