




FORM A
DEPARTMENT PERFORMANCE TARGETS (ACCOMPLISHMENT)

DEPARTMENT : BULACAN STATE UNIVERSITY

MFO'S AND PERFORMANCE INDICATOR		DEPARTMENT FY2016 ACTUAL ACCOMPLISHMENT	DEPARTMENT FY2017 TARGET	RESPONSIBLE BUREAUS/OFFICES	DEPARTMENT FY2017 ACTUAL ACCOMPLISHMENT	ACCOMPLISHMENT RATE	REMARKS
A. MAJOR FINAL OUTPUTS (MFOS)/OPERATIONS							
MFO 1 : HIGHER EDUCATION SERVICES							
2017 BUDGET (in thousand pesos)							
P.I. 1 :	Total number of graduate in mandated and priority programs	7090	5332	Colleges/Registrar Office/MIS/President Office/VPAA/Quality Assurance Office			
P.I. 2 :	Average percentage passing in licensure exams by SUC graduates/national average percentage passing in board programs covered by SUC	117.73% (41.50/35.25)	117.69%				
P.I. 3 :	Percentage of graduates who finished their academic programs according to the prescribed timeframe	89.82% 7090=Graduates 7894=Graduating	69.19%				
MFO 2 : ADVANCE EDUCATION SERVICES							
2017 BUDGET (in thousand pesos)							
P.I. 1 :	Total number of graduate in mandated and priority programs	118	86	Graduate School/Registrar Office/MIS/President Office/VPAA Office			
P.I. 2 :	Percentage of graduates who engaged in employment status improved within 1 year of graduation	100% 86=Employed/Status Improved 86=Sample	90.70%				
P.I. 3 :	Percentage of students who rate timeliness of education delivery/supervision as good or better	82% 340=Students Affirming Timeliness 340=Sample	83.82%				
MFO 3 : RESEARCH SERVICES							
2017 BUDGET (in thousand pesos)							
P.I. 1 :	Number of research studies completed in the last 3 years	118	96	Research Office/VP PRE/Colleges			
P.I. 2 :	Percentage of research outputs published in a recognized refereed journal or submitted for patenting/patented	43% (3/7)	52.08%				
P.I. 3 :	Percentage of research projects conducted or completed on schedule	100% (118/118)	100%				

MFO'S AND PERFORMANCE INDICATOR	DEPARTMENT FY2016 ACTUAL ACCOMPLISHMENT	DEPARTMENT FY2017 TARGET	RESPONSIBLE BUREAUS/OFFICES	DEPARTMENT FY2017 ACTUAL ACCOMPLISHMENT	ACCOMPLISHMENT RATE	REMARKS
MFO 4 : EXTENSION SERVICES						
2017 BUDGET (in thousand pesos)						
P.I. 1 :	Number of persons trained weighted by length of training	19160	8060	Extension Office/VP PRE/Colleges		
P.I. 2 :	Percentage of trainees/clients who rate services rendered as good or better	94.86% 351=Client Rate Services 370=Sample	82.89%			
P.I. 3 :	Percentage of requests for training/technical advise responded to within 3 days of request	100% (382/382)	96.51%			
<div style="display: flex; justify-content: space-between; align-items: flex-start;"> <div style="text-align: center;">  <hr/> MS. HERMOGENA A. BAUTISTA PBB FOCAL PERSON 2017 11/27/2017 DATE </div> <div style="text-align: center;">  <hr/> NENITA B. CHICO BUDGET OFFICER 11/27/2017 DATE </div> </div> APPROVED : <div style="text-align: center; margin-top: 20px;">  <hr/> DR. CECILIA N. GASCON UNIVERSITY PRESIDENT 11/27/2017 DATE </div>						