

QUARTERLY PHYSICAL REPORT OF OPERATION


As of December 31, 2021


Department : State Universities and Colleges (SUCs)
 Agency : Bulacan State University
 Operating Unit : < not applicable >
 Organization Code (UACS) : 08 029 0000000


Particulars	UACS CODE	Physical Target (Budget Year)					Physical Accomplishment (Budget Year)					Variance	Remarks
		1st Quarter	2nd Quarter	3rd Quarter	4th Quarter	Total	1st Quarter	2nd Quarter	3rd Quarter	4th Quarter	Total		
1	2	3	4	5	6	7	8	9	10	11	12	13	14
HIGHER EDUCATION PROGRAM	3101000000000000												
OO : Relevant and quality tertiary education ensured to achieve inclusive													
Outcome Indicators													
1. Percentage of first-time licensure exam-takers that pass the licensure exams		30.30% (783/2587)	15.00% (388/2587)	6.50% (169/2587)	6.40% (165/2587)	58.10% (1,503/2,587)	N/A	N/A	83.58% (56/67)	79.10% (53/67)	81.34% (109/134)	-23.24%	
2. Percentage of graduates (2 years prior) that are employed		20.78% (2536/12204)	20.78% (2536/12204)	20.78% (2536/12204)	20.78% (2536/12204)	83.12% (10,144/12,204)	39.54% (1447/3659)	49.41% (1808/3659)	8.31% (304/3659)	43.42% (1589/3659)	40.69% (5148/3659)	-57.57%	
Output Indicators													
1. Percentage of undergraduate students enrolled in CHED-identified and RDC-identified priority programs		100.00%	N/A	100.00%	N/A	100% (54,117/54,117)	100.00%	100.00%	100.00%	100.00%	100.00%	0.00%	
2. Percentage of undergraduate programs with accreditation		82.76% (48/58)	0.00% (0/58)	0.00% (0/58)	0.00% (0/58)	82.76% (48/58)	58.90% (34/58)	47.06% (32/68)	0.00% (0/68)	1.47% (1/68)	98.50% (67/68)	-15.74%	
ADVANCED EDUCATION PROGRAM	3201000000000000												
OO : Higher education research improved to promote economic													
Outcome Indicator													
1. Percentage of graduate school faculty engaged in research work applied in any of the following:													
a. pursuing advanced research degree programs (Ph.D.) or		N/A	N/A	N/A	N/A	N/A	N/A	N/A	N/A	N/A	N/A	N/A	
b. actively pursuing within the last three (3) years (investigative research, basic and applied scientific research, policy research, social science research) or		29.41% (20/68)	22.06% (15/68)	22.06% (15/68)	N/A	73.53% (50/68)	29.41% (20/68)	22.06% (15/68)	22.06% (15/68)	0.00% (0/68)	73.53% (50/68)	0.00%	
c. producing technologies for commercialization or livelihood improvement or		N/A	N/A	N/A	N/A	N/A	N/A	N/A	N/A	N/A	N/A	N/A	
d. whose research work resulted in an extension program		N/A	N/A	N/A	N/A	N/A	N/A	N/A	N/A	N/A	N/A	N/A	
Output Indicators													
1. Percentage of graduate students enrolled in research degree programs		75.00% (1500/2000)	10.00% (200/2000)	7.50% (150/2000)	7.50% (150/2000)	100% (2,000/2,000)	100.00% (1466/1466)	100.00% (189/189)	100.00% (277/277)	0.00% (0/0)	100.00% (1932/1932)	0.00%	
2. Percentage of accredited graduate programs		100.00% (14/14)	0.00% (0/14)	0.00% (0/14)	0.00% (0/14)	100% (14/14)	42.80% (6/14)	50.00% (7/14)	0.00% (0/14)	7.14% (1/14)	100.00% (14/14)	0.00%	
RESEARCH PROGRAM	3202000000000000												
OO : Higher education research improved to promote economic													
Outcome Indicator													
1. Number of research outputs in the last three years utilized by the industry or by other beneficiaries		1	1	1	1	4	0	1	2	1	4	0	
Output Indicators													
1. Number of research outputs completed		15	15	14	14	58	11	20	31	6	68	-10	

Department : State Universities and Colleges (SUCs)
 Agency : Bulacan State University
 Operating Unit : < not applicable >
 Organization Code (UACS) : 08 029 0000000

Particulars	UACS CODE	Physical Target (Budget Year)					Physical Accomplishment (Budget Year)					Variance	Remarks
		1st Quarter	2nd Quarter	3rd Quarter	4th Quarter	Total	1st Quarter	2nd Quarter	3rd Quarter	4th Quarter	Total		
1	2	3	4	5	6	7	8	9	10	11	12	13	14
within the year													
2. Percentage of research outputs published in internationally-refereed or CHED recognized journal within the year		7.02% (4/57)	7.02% (4/57)	7.02% (4/57)	5.26% (3/57)	26.30% (15/57)	7.02% (4/57)	7.02% (4/57)	12.28% (7/57)	5.26% (3/57)	26.47% (16/66)	-0.17%	
TECHNICAL ADVISORY EXTENSION PROGRAM	3301000000000000												
OO : Community engagement increased													
Outcome Indicator													
1. Number of active partnerships with LGUs, industries, NGOs, NGAs, SMEs, and other stakeholders as a result of extension activities		5	8	7	6	26	2	13	7	10	32	-6	
Output Indicators													
1. Number of trainees weighted by the length of training		1626	2438	2033	2032	8130	551	4800.50	5027	3210	13588.5	-5458.5	
2. Number of extension programs organized AND supported CONSISTENT WITH the SUC's mandated and priority programs		51	81	68	67	270	21	61	114	87	286	-16	
3. Percentage of beneficiaries who rate the training course/s as satisfactory or higher in terms of quality and relevance		17.37% (66/380)	25.73% (98/380)	21.56% (82/380)	21.56% (82/380)	86.32% (328/380)	100.00% (584/584)	99.00% (2587/2606)	99.00% (3121/3152)	99.00% (5066/5085)	99.08% (11358/11477)	-12.68%	

Prepared By:

 ALBA ARAYA R.
 Planning Officer
 2022-01-28 14:04:52

In coordination with:

 CHICO, NENITIA B.
 Budget Officer
 2022-01-28 14:04:52

Approved By:

 GASCON, CECILIA N.
 University President
 2022-01-28 17:37:51