







**SUMMARY OF APPROVED BUDGET, UTILIZATIONS, DISBURSEMENTS AND BALANCES BY OBJECT OF EXPENDITURES**  
As of the Quarter Ending **SEPTEMBER 30, 2016**

Department : STATE UNIVERSITIES AND COLLEGES  
 Agency : BULACAN STATE UNIVERSITY  
 Operating Unit : \_\_\_\_\_  
 Organization Code (UACS) : 08 029 00 00000  
 Funding Source Code (as clustered) : 206441

	Current Year Appropriations
	Supplemental Appropriations
X	Continuing Appropriations

PARTICULARS	UACS CODE	Approved Budget			Budget Utilization				Disbursements				Balances		
		Approved Budgeted Revenue	Adjustments (Additions, Reductions, Realignment)	Adjusted Budgeted Revenue	1st Quarter Ending March 31	2nd Quarter Ending June 30	3rd Quarter Ending September 30	Total	1st Quarter Ending March 31	2nd Quarter Ending June 30	3rd Quarter Ending September 30	Total	Unutilized Budget	Unpaid Obligations (10-15) = (17+18)	
														Due and Demandable/Accounts Payable	Not Yet Due and Demandable
1	2	3	4	5=(3+4)	6	7	8	10 = (6+7+8+9)	11	12	13	15 = (11+12+13+14)	16 = (5-10)	17	18
<b>SUMMARY</b>															
<b>A. AGENCY SPECIFIC BUDGET</b>															
<b>Personnel Services</b>	<b>5 01</b>														
<b>Salaries and Wages</b>	<b>5 01 01</b>														
Salaries and Wages - Regular (NBC 461)	5 01 01 010														
<b>Other Compensation</b>	<b>5 01 02</b>														
Personnel Economic Relief Allowance	5 01 02 010														
Clothing Allowance	5 01 02 040														
Productivity Incentive Allowance	5 01 02 080														
Honoraria	5 01 02 100														
Overtime and Night Pay	5 01 02 130														
Year end Bonus	5 01 02 140														
Cash Gift	5 01 02 150														
<b>Personnel Benefit Contributions</b>	<b>5 01 03</b>														
Philhealth Contributions	5 01 03 030														
Pag-ibig Contributions	5 01 03 020														
Employees Compensation Insurance Premium	5 01 03 040														
<b>Other Personnel Benefits</b>	<b>5 01 04</b>														
Other Personnel Benefits	5 01 04 990														
<b>Maintenance &amp; Other Operating Expenses</b>	<b>5 02</b>														
<b>Traveling Expenses</b>	<b>5 02 01</b>														
Travel Expenses-Local	5 02 01 010	1,445,158.89		1,445,158.89	158,904.00	960.00		159,864.00	158,904.00	960.00		159,864.00	1,285,294.89		
Travel Expenses-Foreign	5 02 01 020	680,311.17		680,311.17									680,311.17		
<b>Training and Scholarship Expenses</b>	<b>5 02 02</b>														
Training Expenses	5 02 02 010	4,402,859.93		4,402,859.93	72,362.50			72,362.50	72,362.50			72,362.50	4,330,497.43		
Scholarship Expenses	5 02 02 020	210,704.10		210,704.10									210,704.10		
<b>Supplies and Materials Expenses</b>	<b>5 02 03</b>														
Office Supplies Expenses	5 02 03 010	3,084,308.00		3,084,308.00	798,588.96	2,090.10		800,679.06	80,396.25	720,282.81		800,679.06	2,283,628.94		
Accountable Forms Expenses	5 02 03 020	2,900.00		2,900.00									2,900.00		
Fuel, Oil and Lubricants Expenses	5 02 03 090	218,281.33		218,281.33	1,250.00			1,250.00		1,250.00		1,250.00	217,031.33		
Other Supplies and Materials Expenses	5 02 03 990	7,719,959.69		7,719,959.69	408,350.00	134,256.87	18,610.00	561,216.87	399,596.00	130,139.77	25,417.15	555,152.92	7,158,742.82	6,063.95	
<b>Utility Expenses</b>	<b>5 02 04</b>														
Water Expenses	5 02 04 010	297,201.11		297,201.11									297,201.11		
Electricity Expenses	5 02 04 020	13,559,454.61		13,559,454.61									13,559,454.61		
<b>Communication Expenses</b>	<b>5 02 05</b>														
Telephone Expenses	5 02 05 020	1,049,639.27		1,049,639.27			139,200.00	139,200.00			126,400.00	126,400.00	910,439.27	12,800.00	
Postage and Deliveries	5 02 05 010	19,895.00		19,895.00									19,895.00		
<b>Confidential, Intelligence and Extraordinary Expense</b>	<b>5 02 10</b>														
Extraordinary and Miscellaneous Expenses	5 02 10 030	2,150,579.77		2,150,579.77	27,900.00	5,935.55		33,835.55	35,300.00			35,300.00	2,116,744.22	(1,464.45)	
<b>Professional Services</b>	<b>5 02 11</b>														
Other Professional Services	5 02 11 990	548,259.57		548,259.57	34,616.25	61,349.78	8,522.28	104,488.31	34,616.25		69,872.06	104,488.31	443,771.26		
<b>General Services</b>	<b>5 02 12</b>														
Janitorial Services	5 02 12 020	1,688,259.00		1,688,259.00									1,688,259.00		
Security Services	5 02 12 030	323,179.76		323,179.76									323,179.76		
Other General Services	5 02 12 990	3,583,846.78		3,583,846.78	65,000.00			65,000.00	65,000.00			65,000.00	3,518,846.78		
<b>Repairs and Maintenance</b>	<b>5 02 13</b>														
RM - Buildings & Other Structures	5 02 13 040	8,875,982.31		8,875,982.31	(17,399.50)			(17,399.50)					8,893,381.81	(17,399.50)	
RM - Machinery & Equipment	5 02 13 050	31,046.54		31,046.54									31,046.54		
RM - Transportation Equipment	5 02 13 060	368,372.00		368,372.00									368,372.00		
RM -Furniture and Fixtures	5 02 13 070	467,000.00		467,000.00									467,000.00		
<b>Labor and Wages</b>	<b>5 02 16</b>														
Labor and Wages	5 02 16 010	866,184.24		866,184.24	7,400.00	2,700.00		10,100.00			10,100.00	10,100.00	856,084.24		
<b>Other Maintenance and Operating Expenses</b>	<b>5 02 99</b>														
Advertising Expenses	5 02 99 010														
Printing and Publication Expenses	5 02 99 020	135,600.00		135,600.00									135,600.00		
Representation Expenses	5 02 99 030	1,415,582.13		1,415,582.13	1,360.00	56,194.19		57,554.19		57,554.19		57,554.19	1,358,027.94		
Rent Expenses	5 02 99 050	632,550.00		632,550.00		6,000.00		6,000.00		6,000.00		6,000.00	626,550.00		
Membership Dues & Contributions to Org.	5 02 99 060														
Subscription Expenses	5 02 99 070														
Other Maintenance and Operating Expenses	5 02 99 990														
<b>Automatic Appropriation</b>															
Retirement Life Insurance Premium	5 10 30 10														
<b>Capital Outlays</b>															
<b>Machinery and Equipment</b>	<b>1 06 05</b>														
Other Machinery and Equipment	1 06 05 990	28,357,687.78		28,357,687.78		5,758,781.00	86,100.00	5,844,881.00					22,512,806.78	5,844,881.00	
<b>Furnitures, Fixtures and Books</b>	<b>1 06 07</b>														
Furnitures and Fixtures	1 06 07 010	125,660.00		125,660.00											
<b>Buildings and Other Structures</b>	<b>1 06 04</b>														
Buildings	1 06 04 010	91,164,464.44		91,164,464.44			18,465,767.06	18,465,767.06			12,755,487.91	12,755,487.91	72,698,697.38	5,710,279.15	
<b>Land</b>	<b>1 06 01</b>														
Land (Land Titling)	1 06 01 010	2,000,000.00		2,000,000.00									2,000,000.00		
<b>GRAND TOTAL</b>		<b>175,424,927.42</b>	<b>-</b>	<b>175,424,927.42</b>	<b>1,558,332.21</b>	<b>6,028,267.49</b>	<b>18,718,199.34</b>	<b>26,304,799.04</b>	<b>846,175.00</b>	<b>916,186.77</b>	<b>12,987,277.12</b>	<b>14,749,638.89</b>	<b>148,994,468.38</b>	<b>11,555,160.15</b>	<b>-</b>

Certified Correct:	Certified Correct:	Recommending Approval:	Approved By:
			
<b>NENITA B. CHICO</b> Budget Officer IV Date:	<b>FELICITAS G. MIRABUENOS</b> Chief Accountant Date:	<b>EVANGELINA G. CUSTODIO, Ed.D.</b> Chief Finance Officer Date:	<b>CECILIA N. GASCONS, Ph.D.</b> University President Date: