

SUMMARY OF APPROVED BUDGET, UTILIZATIONS, DISBURSEMENTS AND BALANCES BY OBJECT OF EXPENDITURES

As of the Quarter Ending September 30, 2016

Department : STATE UNIVERSITIES AND COLLEGES  
Agency : BULACAN STATE UNIVERSITY  
Operating Unit :  
Organization Code (UACS) : 08 029 00 00000  
Funding Source Code (as clustered) : 206441

X	Current Year Appropriations
	Supplemental Appropriations
	Continuing Appropriations

PARTICULARS	UACS CODE	Approved Budget			Budget Utilization				Disbursements				Balances		
		Approved Budgeted Revenue	Adjustments (Additions, Reductions, Realignment)	Adjusted Budgeted Revenue	1st Quarter Ending March 31	2nd Quarter Ending June 30	3rd Quarter Ending September 30	Total	1st Quarter Ending March 31	2nd Quarter Ending June 30	3rd Quarter Ending September 30	Total	Unutilized Budget	Unpaid Obligations (10-15) = (17+18)	
1	2	3	4	5=(3+4)	6	7	8	10=(6+7+8+9)	11	12	13	15=(11+12+13+14)	16=(5-10)	17	18
<b>SUMMARY</b>															
<b>A. AGENCY SPECIFIC BUDGET</b>															
<b>Personnel Services</b>															
<b>Salaries and Wages</b>															
Salaries and Wages - Regular (NBC 461)	5 01 01 010	35,000,000.00	13,320,000.00	48,320,000.00	3,293,335.00	7,093,258.70	5,914,206.00	16,300,799.70	1,495,609.00	6,864,502.00	7,524,277.18	15,884,388.18	32,019,200.30	416,411.52	
Salaries and Wages - Contractualization	5 01 01 010						1,783,345.00								
<b>Other Compensation</b>															
Personnel Economic Relief Allowance	5 01 02 010	1,500,000.00		1,500,000.00			224,000.00	224,000.00					1,276,000.00	224,000.00	
Clothing Allowance	5 01 02 040	300,000.00		300,000.00									300,000.00		
Productivity Incentive Allowance	5 01 02 080														
Honoraria	5 01 02 100	50,000,000.00		50,000,000.00	5,379,766.74	15,214,059.60	8,946,012.77	29,539,839.11	5,038,873.51	15,554,952.83	8,946,012.77	29,539,839.11	20,460,160.89		
Overtime and Night Pay	5 01 02 130	1,000,000.00		1,000,000.00	276,112.84	373,721.91	192,614.13	842,448.88	274,671.48	355,255.01	196,330.88	826,257.37	157,551.12	16,191.51	
Year end Bonus	5 01 02 140	2,700,000.00		2,700,000.00		742,729.50		742,729.50		742,729.50			742,729.50		
Cash Gift	5 01 02 150	300,000.00		300,000.00									300,000.00		
<b>Personnel Benefit Contributions</b>															
Philhealth Contributions	5 01 03 030	325,000.00		325,000.00	10,250.00	39,600.50		49,850.50	10,250.00	39,600.50		49,850.50	275,149.50		
Pag-ibig Contributions	5 01 03 020	75,000.00		75,000.00									75,000.00		
Employees Compensation Insurance Premium	5 01 03 040	75,000.00		75,000.00									75,000.00		
<b>Other Personnel Benefits</b>															
Other Personnel Benefits	5 01 04 990	2,500,000.00		2,500,000.00									2,500,000.00		
<b>Maintenance &amp; Other Operating Expenses</b>															
<b>Traveling Expenses</b>															
Travel Expenses-Local	5 02 01 010	500,000.00		500,000.00	449,419.00	27,674.00	113,882.00	590,975.00	424,224.65	52,868.35	113,882.00	590,975.00	(90,975.00)		
Travel Expenses-Foreign	5 02 01 020	1,500,000.00		1,500,000.00	45,100.00	87,161.86	53,180.00	185,441.86	7,000.00	87,594.25		94,594.25	1,314,558.14	90,847.61	
<b>Training and Scholarship Expenses</b>															
Training Expenses	5 02 02 010	5,000,000.00		5,000,000.00	837,672.00	137,774.55	95,148.33	1,070,594.88	727,809.50	247,637.05	95,148.33	1,070,594.88	3,929,405.12		
Scholarship Expenses	5 02 02 020	5,000,000.00		5,000,000.00	164,181.00	16,000.00		180,181.00	164,181.00	16,000.00		180,181.00	4,819,819.00		
<b>Supplies and Materials Expenses</b>															
Office Supplies Expenses	5 02 03 010	6,600,000.00		6,600,000.00	239,626.69	3,245.00	825,753.15	1,068,624.84	215,630.45	27,241.24	825,753.15	1,068,624.84	5,531,375.16		
Accountable Forms Expenses	5 02 03 020	200,000.00		200,000.00									200,000.00		
Fuel, Oil and Lubricants Expenses	5 02 03 090														
Other Supplies and Materials Expenses	5 02 03 990	4,100,000.00		4,100,000.00	62,640.00	244,931.00	1,138,753.40	1,446,324.40	14,622.40	292,948.60	1,138,753.40	1,446,324.40	2,653,675.60		
<b>Utility Expenses</b>															
Water Expenses	5 02 04 010	300,000.00		300,000.00									300,000.00		
Electricity Expenses	5 02 04 020	10,000,000.00		10,000,000.00									10,000,000.00		
<b>Communication Expenses</b>															
Telephone Expenses	5 02 05 020	1,000,000.00		1,000,000.00	73,389.73		142,152.72	215,542.45	73,389.73		142,152.72	215,542.45	784,457.55		
Postage and Deliveries	5 02 05 010														
<b>Awards/rewards and Prizes</b>															
Prizes	5 02 06 020						16,050.00	16,050.00			15,650.00	15,650.00	(16,050.00)	400.00	
<b>Confidential, Intelligence and Extraordinary Expense</b>															
Extraordinary and Miscellaneous Expenses	5 02 10 030	10,000,000.00		10,000,000.00	614,821.17	285,392.40		900,213.57	292,949.07	607,264.50		900,213.57	9,099,786.43		
<b>Professional Services</b>															
Consultancy Services	5 02 11 030						949,000.00	949,000.00							
Other Professional Services	5 02 11 990	133,545,000.00	13,450,000.00	146,995,000.00	39,326,145.79	19,384,440.28	26,807,561.02	85,518,147.09	39,053,902.70	19,656,683.37	26,807,561.02	85,518,147.09	61,476,852.91		
<b>General Services</b>															
Janitorial Services	5 02 12 020	3,400,000.00		3,400,000.00	1,012.48		1,262,471.06	1,263,483.54		1,012.48	1,262,471.06	1,263,483.54	2,136,516.46		
Security Services	5 02 12 030	9,250,000.00		9,250,000.00			4,697,972.76	4,697,972.76				4,697,972.76	4,552,027.24		
Other General Services	5 02 12 990	15,000,000.00		15,000,000.00	272,565.47	496,305.08	2,959,867.03	3,728,737.58	129,458.27	639,412.28	2,959,867.03	3,728,737.58	11,271,262.42		
<b>Repairs and Maintenance</b>															
RM - Buildings & Other Structures	5 02 13 040														
RM - Machinery & Equipment	5 02 13 050	100,000.00		100,000.00		236,380.96	1,440.00	237,820.96		85,200.00	122,680.96	207,880.96	(137,820.96)	29,940.00	
RM - Transportation Equipment	5 02 13 060	200,000.00		200,000.00									200,000.00		
RM - Furniture and Fixtures	5 02 13 070														
<b>Labor and Wages</b>															
Labor and Wages	5 02 16 010	4,000,000.00		4,000,000.00	967,705.05	774,100.00	739,850.00	2,481,655.05	727,400.00	789,050.00	821,413.95	2,337,863.95	1,518,344.95	143,791.10	
<b>Other Maintenance and Operating Expenses</b>															
Advertising Expenses	5 02 99 010	30,000.00		30,000.00	7,660.80			7,660.80		7,660.80		7,660.80			
Printing and Publication Expenses	5 02 99 020	50,000.00		50,000.00			9,410.00	9,410.00					40,590.00	9,410.00	
Representation Expenses	5 02 99 030	1,500,000.00		1,500,000.00	76,000.00	12,150.00	393,304.00	481,454.00	17,750.00	70,400.00	393,304.00	481,454.00	1,018,546.00		
Rent Expenses	5 02 99 050				5,500.00	10,000.00	25,000.00	40,500.00		15,500.00	25,000.00	40,500.00	(40,500.00)		
Membership Dues & Contributions to Org.	5 02 99 060	500,000.00		500,000.00											
Subscription Expenses	5 02 99 070	100,000.00		100,000.00											
Other Maintenance and Operating Expenses	5 02 99 990	12,500,000.00		12,500,000.00	58,000.00	614,550.00	140,700.00	813,250.00		341,000.00	140,000.00		813,250.00		
<b>Automatic Appropriation</b>															
Retirement Life Insurance Premium	5 10 30 10	4,000,000.00		4,000,000.00	179,473.44	744,349.44	1,036,485.52	1,960,308.40	179,473.44	723,998.16	635,483.48	1,538,955.08	2,039,691.60	421,353.32	
<b>Capital Outlays</b>															
<b>Buildings and Other Structures</b>															
Buildings	1 06 05 990	199,222,162.50	(18,088,995.00)	181,133,167.50			144,542,444.45	144,542,444.45					36,590,723.05	144,542,444.45	
Repair and Maintenance Buildings (Major)	1 06 05	<b>33,693,314.34</b>	<b>180,000.00</b>	<b>33,873,314.34</b>		493,815.00	9,774,654.33	10,268,469.33			<b>2,403,702.04</b>	<b>2,403,702.04</b>	<b>23,604,845.01</b>	<b>7,864,767.29</b>	
<b>Machinery and Equipment</b>															
Other Machinery and Equipment	1 06 05 990	<b>20,003,452.07</b>	<b>4,148,995.00</b>	<b>24,152,447.07</b>		430,400.00	4,567,593.52	4,997,993.52			<b>141,000.00</b>	<b>141,000.00</b>	<b>19,154,453.55</b>	<b>4,856,993.52</b>	
<b>Furnitures and Fixtures and Books</b>															
Furnitures and Fixtures	1 06 07-010	2,152,200.00	60,000.00	2,212,200.00			839,528.00	839,528.00					1,372,672.00	839,528.00	
<b>Transportation Equipment</b>															
Motor Vehicles	1-06-06-010	8,910,000.00		8,910,000.00			3,388,000.00	3,388,000.00			56,700.00	56,700.00	5,522,000.00	3,331,300.00	
<b>Property Plant &amp; Equipment</b>															
Land	1 06 01 010		11,200,000.00	11,200,000.00									11,200,000.00		
<b>Land Improvements</b>															
Other Land Improvements	1 06 02 990	1,500,000.00		1,500,000.00			167,160.00	167,160.00					1,332,840.00	167,160.00	
<b>GRAND TOTAL</b>		<b>577,221,128.91</b>	<b>24,270,000.00</b>	<b>611,901,128.91</b>	<b>52,340,377.20</b>	<b>47,462,039.78</b>	<b>221,747,539.19</b>	<b>315,371,923.17</b>	<b>48,847,195.20</b>	<b>47,218,510.92</b>	<b>59,408,416.73</b>	<b>154,993,122.85</b>	<b>261,346,916.54</b>	<b>159,429,800.32</b>	<b>-</b>

Certified Correct:

*NENITA B. CHICO*  
NENITA B. CHICO  
Budget Officer IV  
Date:

Certified Correct:

*FELICITAS G. MIRABUENOS*  
FELICITAS G. MIRABUENOS  
Chief Accountant  
Date:

Recommending Approval:

*EVANGELINA G. CUSTODIO, Ed.D.*  
EVANGELINA G. CUSTODIO, Ed.D.  
Chief Finance Officer  
Date:

Approved By:

*CECILIA N. GASCON, Ph.D.*  
CECILIA N. GASCON, Ph.D.  
University President  
Date:

SUMMARY OF APPROVED BUDGET, UTILIZATIONS, DISBURSEMENTS AND BALANCES BY OBJECT OF EXPENDITURES


As of the Quarter Ending SEPTEMBER 30, 2016


Department : STATE UNIVERSITIES AND COLLEGES  
 Agency : BULACAN STATE UNIVERSITY  
 Operating Unit :  
 Organization Code (UACS) : 08 029 00 00000  
 Funding Source Code (as clustered) : 206441


	Current Year Appropriations
	Supplemental Appropriations
X	Continuing Appropriations


PARTICULARS	UACS CODE	Approved Budget			Budget Utilization				Disbursements				Balances		
		Approved Budgeted Revenue	Adjustments (Additions, Reductions, Realignment)	Adjusted Budgeted Revenue	1st Quarter Ending March 31	2nd Quarter Ending June 30	3rd Quarter Ending September 30	Total	1st Quarter Ending March 31	2nd Quarter Ending June 30	3rd Quarter Ending September 30	Total	Unutilized Budget	Unpaid Obligations (10-15) = (17+18)	
1	2	3	4	5=(3+4)	6	7	8	10 = (6+7+8+9)	11	12	13	15 = (11+12+13+14)	16 = (5-10)	17	18
<b>SUMMARY</b>															
<b>A. AGENCY SPECIFIC BUDGET</b>															
<b>Personnel Services</b>	<b>5 01</b>														
<b>Salaries and Wages</b>	<b>5 01 01</b>														
Salaries and Wages - Regular (NBC 461)	5 01 01 010	-	-	-	-	-	-	-	-	-	-	-	-	-	-
<b>Other Compensation</b>	<b>5 01 02</b>														
Personnel Economic Relief Allowance	5 01 02 010	-	-	-	-	-	-	-	-	-	-	-	-	-	-
Clothing Allowance	5 01 02 040	-	-	-	-	-	-	-	-	-	-	-	-	-	-
Productivity Incentive Allowance	5 01 02 080	-	-	-	-	-	-	-	-	-	-	-	-	-	-
Honoraria	5 01 02 100	-	-	-	-	-	-	-	-	-	-	-	-	-	-
Overtime and Night Pay	5 01 02 130	-	-	-	-	-	-	-	-	-	-	-	-	-	-
Year end Bonus	5 01 02 140	-	-	-	-	-	-	-	-	-	-	-	-	-	-
Cash Gift	5 01 02 150	-	-	-	-	-	-	-	-	-	-	-	-	-	-
<b>Personnel Benefit Contributions</b>	<b>5 01 03</b>														
Philhealth Contributions	5 01 03 030	-	-	-	-	-	-	-	-	-	-	-	-	-	-
Pag-ibig Contributions	5 01 03 020	-	-	-	-	-	-	-	-	-	-	-	-	-	-
Employees Compensation Insurance Premium	5 01 03 040	-	-	-	-	-	-	-	-	-	-	-	-	-	-
<b>Other Personnel Benefits</b>	<b>5 01 04</b>														
Other Personnel Benefits	5 01 04 990	-	-	-	-	-	-	-	-	-	-	-	-	-	-
<b>Maintenance &amp; Other Operating Expenses</b>	<b>5 02</b>														
<b>Traveling Expenses</b>	<b>5 02 01</b>														
Travel Expenses-Local	5 02 01 010	1,445,158.89		1,445,158.89	158,904.00	960.00		159,864.00	158,904.00	960.00	-	159,864.00	1,285,294.89	-	
Travel Expenses-Foreign	5 02 01 020	680,311.17		680,311.17									680,311.17	-	
<b>Training and Scholarship Expenses</b>	<b>5 02 02</b>														
Training Expenses	5 02 02 010	4,402,859.93		4,402,859.93	72,362.50			72,362.50	72,362.50			72,362.50	4,330,497.43	-	
Scholarship Expenses	5 02 02 020	210,704.10		210,704.10									210,704.10	-	
<b>Supplies and Materials Expenses</b>	<b>5 02 03</b>														
Office Supplies Expenses	5 02 03 010	3,084,308.00		3,084,308.00	798,588.96	2,090.10		800,679.06	80,396.25	720,282.81	-	800,679.06	2,283,628.94	-	
Accountable Forms Expenses	5 02 03 020	2,900.00		2,900.00									2,900.00	-	
Fuel, Oil and Lubricants Expenses	5 02 03 090	218,281.33		218,281.33	1,250.00			1,250.00	-	1,250.00	-	1,250.00	217,031.33	-	
Other Supplies and Materials Expenses	5 02 03 990	7,719,959.69		7,719,959.69	408,350.00	134,256.87	18,610.00	561,216.87	399,596.00	130,139.77	25,417.15	555,152.92	7,158,742.82	6,063.95	
<b>Utility Expenses</b>	<b>5 02 04</b>														
Water Expenses	5 02 04 010	297,201.11		297,201.11									297,201.11	-	
Electricity Expenses	5 02 04 020	13,559,454.61		13,559,454.61									13,559,454.61	-	
<b>Communication Expenses</b>	<b>5 02 05</b>														
Telephone Expenses	5 02 05 020	1,049,639.27		1,049,639.27			139,200.00	139,200.00			126,400.00	126,400.00	910,439.27	12,800.00	
Postage and Deliveries	5 02 05 010	19,895.00		19,895.00									19,895.00	-	
<b>Confidential, Intelligence and Extraordinary Expense</b>	<b>5 02 10</b>														
Extraordinary and Miscellaneous Expenses	5 02 10 030	2,150,579.77		2,150,579.77	27,900.00	5,935.55		33,835.55	35,300.00			35,300.00	2,116,744.22	(1,464.45)	
<b>Professional Services</b>	<b>5 02 11</b>														
Other Professional Services	5 02 11 990	548,259.57		548,259.57	34,616.25	61,349.78	8,522.28	104,488.31	34,616.25		69,872.06	104,488.31	443,771.26	-	
<b>General Services</b>	<b>5 02 12</b>														
Janitorial Services	5 02 12 020	1,688,259.00		1,688,259.00									1,688,259.00	-	
Security Services	5 02 12 030	323,179.76		323,179.76									323,179.76	-	
Other General Services	5 02 12 990	3,583,846.78		3,583,846.78	65,000.00			65,000.00	65,000.00			65,000.00	3,518,846.78	-	
<b>Repairs and Maintenance</b>	<b>5 02 13</b>														
RM - Buildings & Other Structures	5 02 13 040	8,875,982.31		8,875,982.31	(17,399.50)			(17,399.50)					8,893,381.81	(17,399.50)	
RM - Machinery & Equipment	5 02 13 050	31,046.54		31,046.54									31,046.54	-	
RM - Transportation Equipment	5 02 13 060	368,372.00		368,372.00									368,372.00	-	
RM - Furniture and Fixtures	5 02 13 070	467,000.00		467,000.00									467,000.00	-	
<b>Labor and Wages</b>	<b>5 02 16</b>														
Labor and Wages	5 02 16 010	866,184.24		866,184.24	7,400.00	2,700.00		10,100.00			10,100.00	10,100.00	856,084.24	-	
<b>Other Maintenance and Operating Expenses</b>	<b>5 02 99</b>														
Advertising Expenses	5 02 99 010														
Printing and Publication Expenses	5 02 99 020	135,600.00		135,600.00									135,600.00	-	
Representation Expenses	5 02 99 030	1,415,582.13		1,415,582.13	1,360.00	56,194.19		57,554.19		57,554.19		57,554.19	1,358,027.94	-	
Rent Expenses	5 02 99 050	632,550.00		632,550.00		6,000.00		6,000.00		6,000.00		6,000.00	626,550.00	-	
Membership Dues & Contributions to Org.	5 02 99 060														
Subscription Expenses	5 02 99 070														
Other Maintenance and Operating Expenses	5 02 99 990														
<b>Automatic Appropriation</b>															
Retirement Life Insurance Premium	5 10 30 10														
<b>Capital Outlays</b>															
<b>Machinery and Equipment</b>	<b>1 06 05</b>														
Other Machinery and Equipment	1 06 05 990	28,357,687.78		28,357,687.78		5,758,781.00	86,100.00	5,844,881.00					22,512,806.78	5,844,881.00	
<b>Furnitures, Fixtures and Books</b>	<b>1 06 07</b>														
Furnitures and Fixtures	1 06 07 010	125,660.00		125,660.00											
<b>Buildings and Other Structures</b>	<b>1 06 04</b>														
Buildings	1 06 04 010	91,164,464.44		91,164,464.44			18,465,767.06	18,465,767.06			12,755,487.91	12,755,487.91	72,698,697.38	5,710,279.15	
<b>Land</b>	<b>1 06 01</b>														
Land (Land Titling)	1 06 01 010	2,000,000.00		2,000,000.00									2,000,000.00		
<b>GRAND TOTAL</b>		<b>175,424,927.42</b>	<b>-</b>	<b>175,424,927.42</b>	<b>1,558,332.21</b>	<b>6,028,267.49</b>	<b>18,718,199.34</b>	<b>26,304,799.04</b>	<b>846,175.00</b>	<b>916,186.77</b>	<b>12,987,277.12</b>	<b>14,749,638.89</b>	<b>148,994,468.38</b>	<b>11,555,160.15</b>	<b>-</b>

Certified Correct: \_\_\_\_\_ Certified Correct: \_\_\_\_\_ Recommending Approval: \_\_\_\_\_ Approved By: \_\_\_\_\_

  
 NENITA B. CHICO  
 Budget Officer IV  
 Date: \_\_\_\_\_

  
 FELICITAS G. MIRABUENOS  
 Chief Accountant  
 Date: \_\_\_\_\_

  
 EVANGELINA G. CUSTODIO, Ed.D.  
 Chief Finance Officer  
 Date: \_\_\_\_\_

  
 CECILIA N. GASCONS, Ph.D.  
 University President  
 Date: \_\_\_\_\_